

# EMPLOYMENT OUTLOOK SURVEY

Q4 / 2020

## What do the percentages mean?

The % of employers anticipating an increase in hiring  
- the % of employers expecting to decrease hiring  
= **The Net Employment Outlook**

To enable comparison and identify trends, the effects of cyclical /seasonal recurrences are eliminated through seasonal adjustment.

# +3%

**THE NATIONAL NET EMPLOYMENT OUTLOOK, SEASONALLY ADJUSTED**

# 459

ROMANIAN EMPLOYERS SHARED THEIR HIRING PLANS FOR Q4 2020

**11%**  
EMPLOYERS FORECASTING AN INCREASE IN PAYROLLS

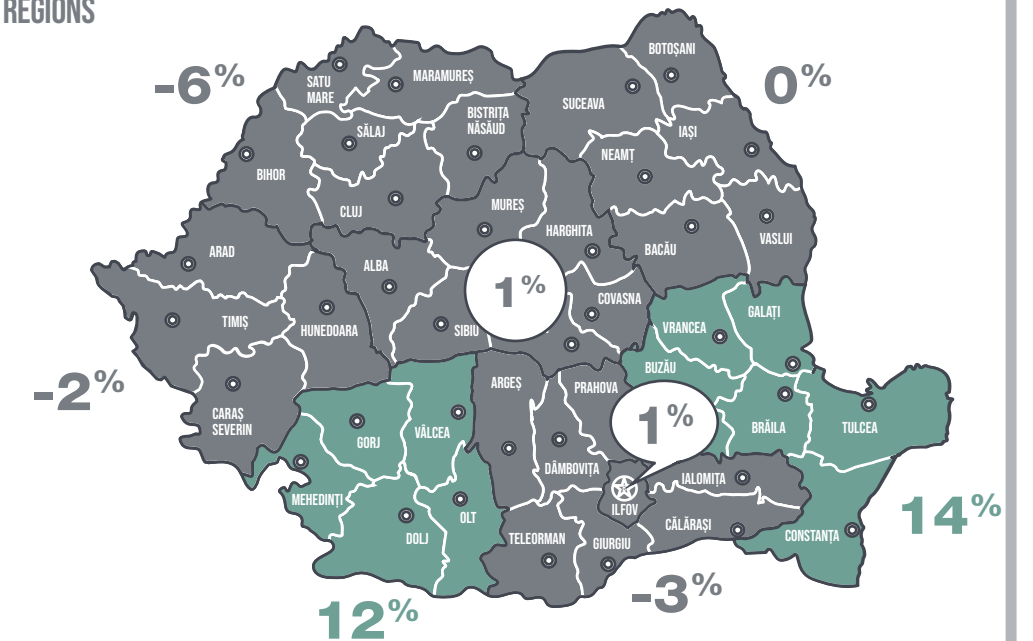
**16%**  
ANTICIPATING A DECREASE IN PAYROLLS

**69%**  
EXPECTING NO CHANGE IN PAYROLLS

**4%**  
ARE UNSURE REGARDING HIRING PLANS

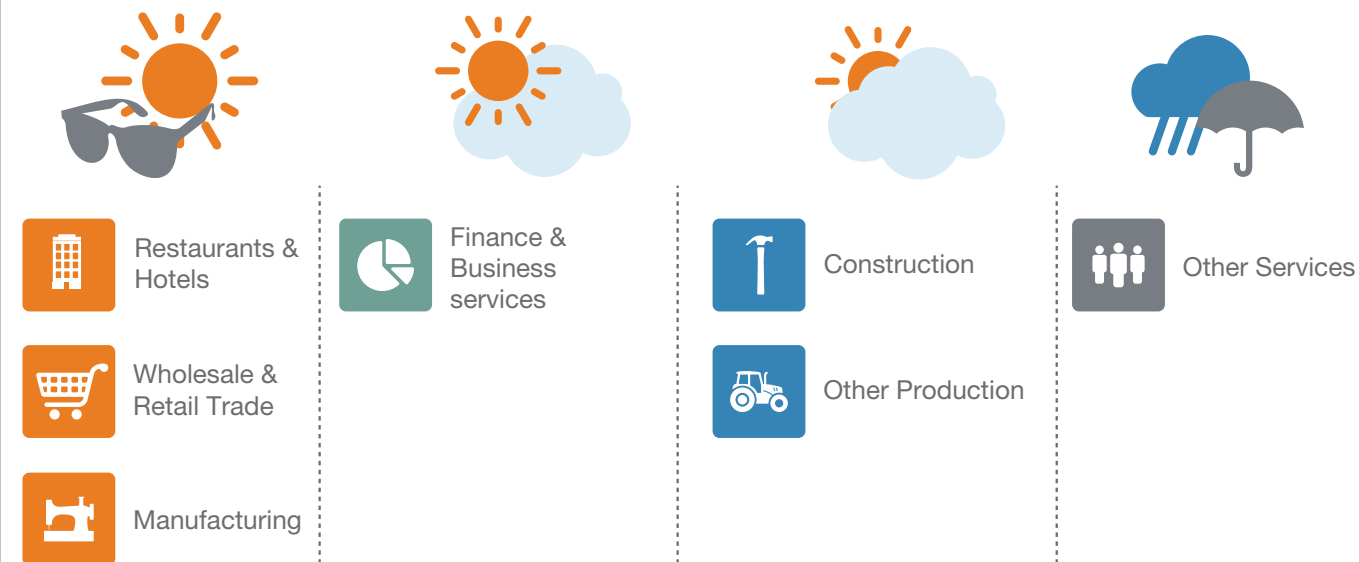
### HIRING INTENTIONS BY REGIONS

Q4 / 2020




% The Net Employment Outlook, seasonally adjusted

### HIRING INTENTIONS BY SECTORS



### NET EMPLOYMENT OUTLOOK: LAST 5 QUARTERS



% The Net Employment Outlook, seasonally adjusted