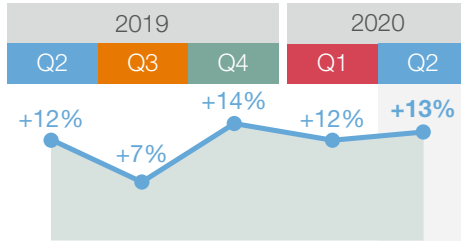


BELGIAN EMPLOYERS REMAIN CONFIDENT IN THEIR RECRUITMENT FORECASTS FOR THE 2ND QUARTER OF 2020

NET EMPLOYMENT OUTLOOK

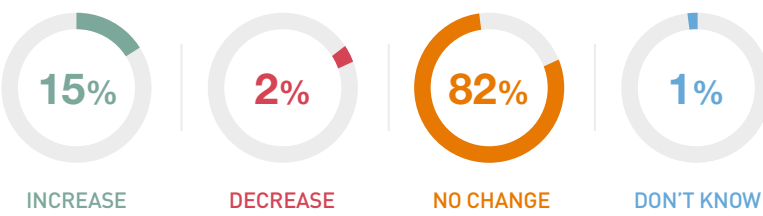


+13%

Net Employment Outlook Belgium **Q2 2020**

Q2 2020

752 BELGIAN EMPLOYERS WERE ASKED: "How do you anticipate total employment at your location to change in the three months **to the end of June 2020**, as compared to the current quarter?"




Q2 2020

POSITIVE OUTLOOKS IN ALL INDUSTRY SECTORS



OPTIMISM IN FLANDERS AND IN BRUSSELS



+15% Flanders
 ↑ 6 points vs Q1/20
 ↔ 0 points vs Q2/19

+14% Brussels
 ↔ 0 points vs Q1/20
 ↑ 6 points vs Q2/19

+7% Wallonia
 ↓ 4 points vs Q1/20
 ↓ 5 points vs Q2/19

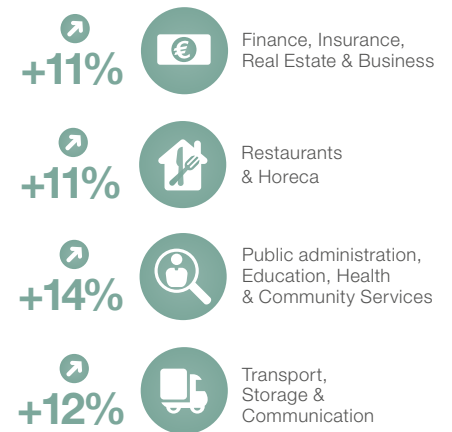
Q2 2020

OPTIMISM IN LARGE AND MEDIUM-SIZED COMPANIES



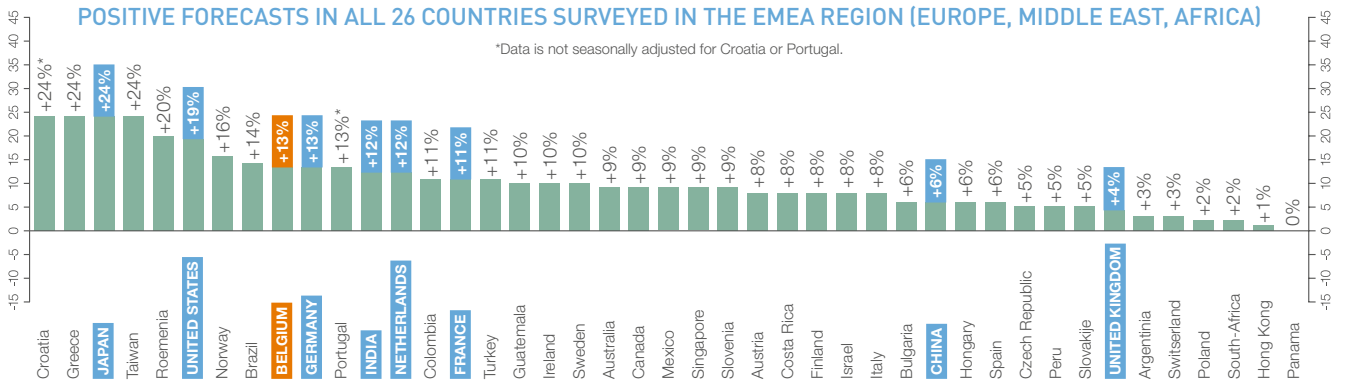
Q2 2020

SERVICES



Q2 2020

POSITIVE FORECASTS IN ALL 26 COUNTRIES SURVEYED IN THE EMEA REGION (EUROPE, MIDDLE EAST, AFRICA)



43 countries / 58.000+ employees

Q2 2020

WHAT DO THESE FIGURES MEAN?

% employers anticipating total employment to increase
 - % employers anticipating total employment to decrease
 = Net Employment Outlook (in %, can be positive or negative)

Q2 2020

The ManpowerGroup Employment Outlook Survey is the most extensive, forward-looking employment survey in the world.

Q2 2020