



# Where will hiring be strongest? Where will it be weakest?

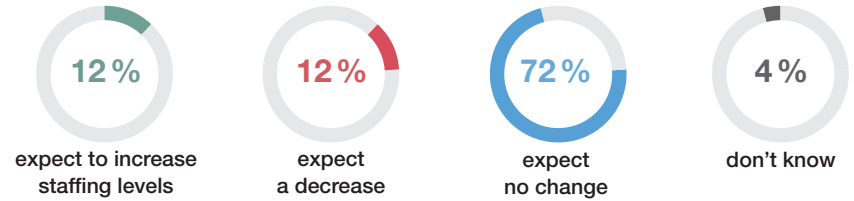
4<sup>th</sup> Quarter 2020

## 452 Swiss employers answered the same question:


«How do you anticipate total employment at your location to change in the three months to the end of December 2020 as compared to the current quarter?»

### How is the Net Employment Outlook calculated?

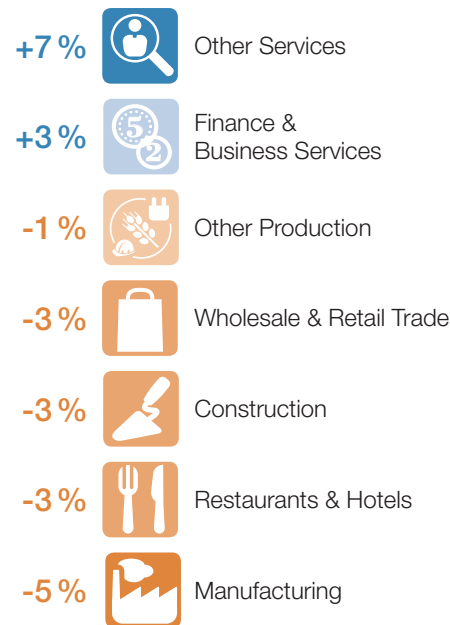
% of employers anticipating employment to increase	12%
- the % expecting to see a decrease in employment	-12%
Non seasonally adjusted result for Switzerland	= 0%
Adjusted to reflect seasonal variations, the Net Employment Outlook stands at +1%.	
All hiring expectations presented in this infographic are seasonally adjusted.	



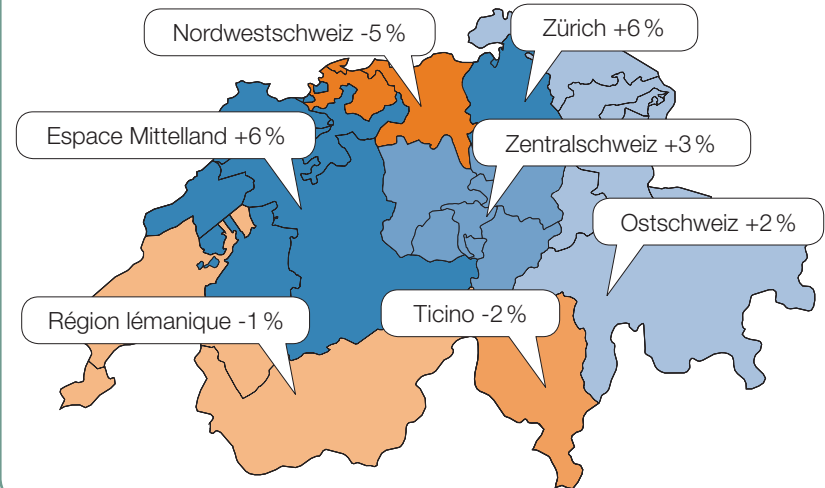
### Switzerland and neighboring countries hiring expectations



### Sectors hiring expectations



### Regional hiring expectations



### Organisation size hiring expectations

