

ManpowerGroup Employment Outlook Survey Reveals: Slow-paced hiring outlook in Mainland China in Q4 2019

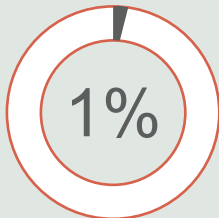
4th Quarter 2019

4,256

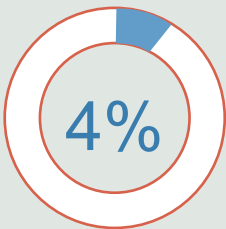
CHINA EMPLOYERS
SHARED THEIR HIRING PLANS
FOR Q4 2019



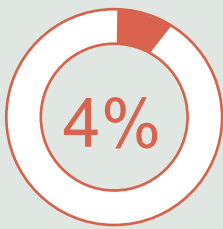
PLAN
TO HIRE



EXPECT TO
LET STAFF GO



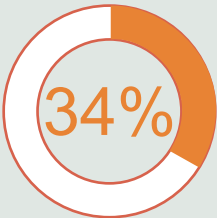
NET
EMPLOYMENT
OUTLOOK



SEASONALLY
ADJUSTED



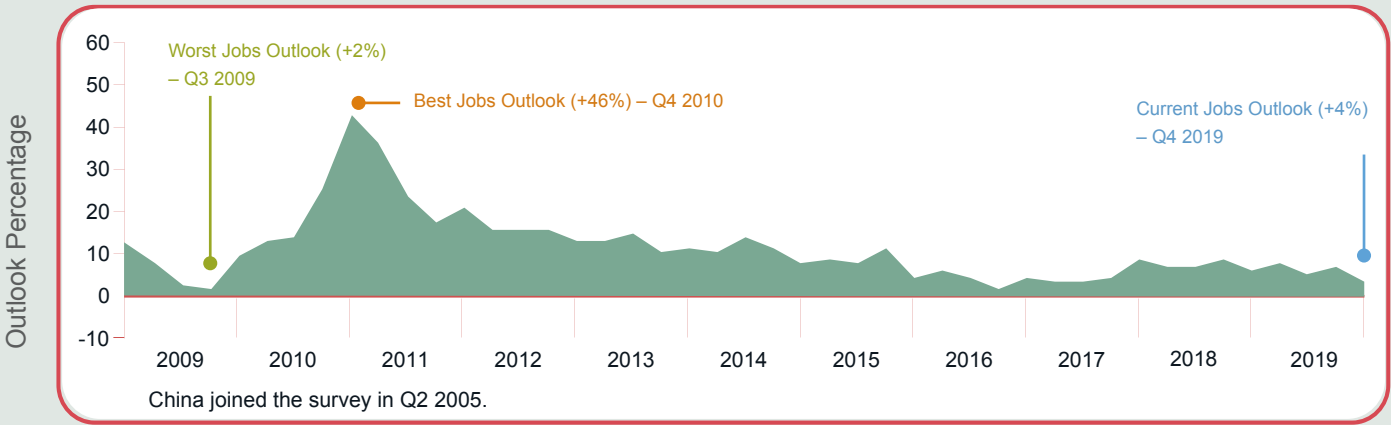
PLAN TO KEEP
WORKFORCE
LEVELS STEADY



ARE UNSURE
ABOUT HIRING
PLANS

Chinese employers report conservative hiring intentions

All data is seasonally adjusted



Sector Comparisons

| SECTOR(SA) | Qtr on Qtr Change Q3 19 to Q4 19 | Yr on Yr Change Q4 18 to Q4 19 |
|--|-------------------------------------|-----------------------------------|
| Finance, Insurance & Real Estate +4% | 7% | 4% |
| Manufacturing +5% | 2% | 3% |
| Mining& Construction +2% | 3% | 5% |
| Services +3% | 5% | 6% |
| Transportation& Utilities +5% | 5% | 4% |
| Wholesale& Retail Trade +3% | 2% | 4% |

Regional Comparisons

| Regional(SA) | Qtr on Qtr Change Q3 19 to Q4 19 | Yr on Yr Change Q4 18 to Q4 19 |
|-------------------|-------------------------------------|-----------------------------------|
| NORTH(+2%) | 3% | 6% |
| BEIJING(+1%) | 5% | 7% |
| SOUTH(+4%) | 3% | 5% |
| GUANGZHOU(+5%) | 1% | 3% |
| SHENZHEN(+4%) | 5% | 5% |
| EAST(+4%) | 3% | 3% |
| SHANGHAI(+4%) | 3% | 4% |
| CENTRAL&WEST(+2%) | 5% | 5% |
| CHENGDU(+3%) | 3% | 3% |

Organisation-Size Comparisons

