

**ManpowerGroup
Employment
Outlook Survey
Taiwan**

**Q1
2017**



Taiwan Employment Outlook

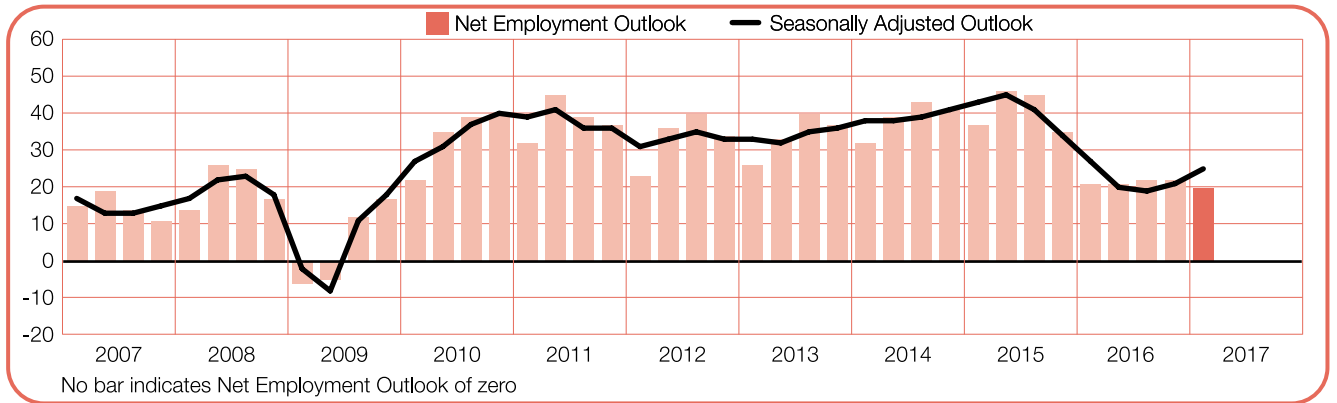
The ManpowerGroup Employment Outlook Survey for the first quarter 2017 was conducted by interviewing a representative sample of 1,036 employers in Taiwan. All survey participants were asked, “How do you anticipate total employment at your location to change in the three months to the end of March 2017 as compared to the current quarter?”

Contents

Taiwan Employment Outlook	1
Organization-Size Comparisons	
Sector Comparisons	
Global Employment Outlook	8
International Comparisons – Asia Pacific	
International Comparisons – Americas	
International Comparisons – EMEA	
About the Survey	23
About ManpowerGroup®	24

Taiwan Employment Outlook

	Increase	Decrease	No Change	Don't Know	Net Employment Outlook	Seasonally Adjusted
	%	%	%	%	%	%
Oct-Dec 2017	25	5	65	5	+20	+25
July-Sep 2016	27	5	65	3	+22	+21
Apr-June 2016	27	5	66	2	+22	+19
Jan-Mar 2016	27	6	66	1	+21	+20
Oct-Dec 2016	26	5	65	4	+21	+27



Taiwanese employers report upbeat hiring intentions for the first quarter of 2017. While 25% of employers forecast an increase in staffing levels, 5% anticipate a decrease and 65% expect no change, resulting in a Net Employment Outlook of +20%.

Once the data is adjusted to allow for seasonal variation, the Outlook stands at +25%. Hiring plans are 4 percentage points stronger when compared with the previous quarter but decline by 2 percentage points year-over-year.

Throughout this report, we use the term “Net Employment Outlook.” This figure is derived by taking the percentage of employers anticipating total employment to increase and subtracting from this the percentage expecting to see a decrease in employment at their location in the next quarter. The result of this calculation is the Net Employment Outlook.

From this point forward, all data discussed in the commentary is seasonally adjusted, unless stated otherwise.

Organization-Size Comparisons

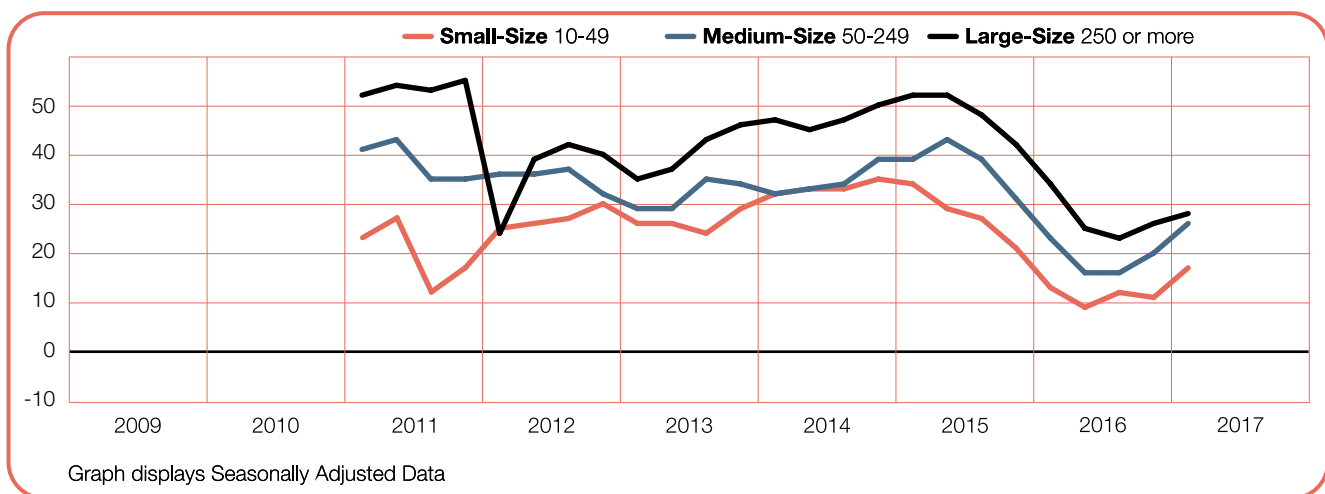
Participating employers are categorized into one of four organization sizes: Small businesses have up to 49 employees; Medium businesses have 50-249 employees; and Large businesses have 250 or more employees.

Staffing levels are expected to grow in all three organization size categories during 1Q 2017. Large employers report active hiring plans with a Net Employment Outlook of +28% and Medium employers also anticipate a healthy increase in staffing levels with an Outlook of +26%. Small employers forecast a steady hiring pace with an Outlook of +17%.

When compared with 4Q 2016, Outlooks improve in all three organization size categories. Small- and Medium-size employers report improvements of 6 percentage points while the Outlook for Large employers is 2 percentage points stronger.

Year-over-year, Outlooks are 4 and 3 percentage points stronger for Small- and Medium-size employers, respectively. However, Large employers report a decline of 6 percentage points.

Organisation-Size	Increase	Decrease	No Change	Don't Know	Net Employment Outlook	Seasonally Adjusted
	%	%	%	%	%	%
Small-Size 10-49	16	3	80	1	+13	+17
Medium-Size 50-249	25	3	67	5	+22	+26
Large-Size 250 or more	29	8	57	6	+21	+28



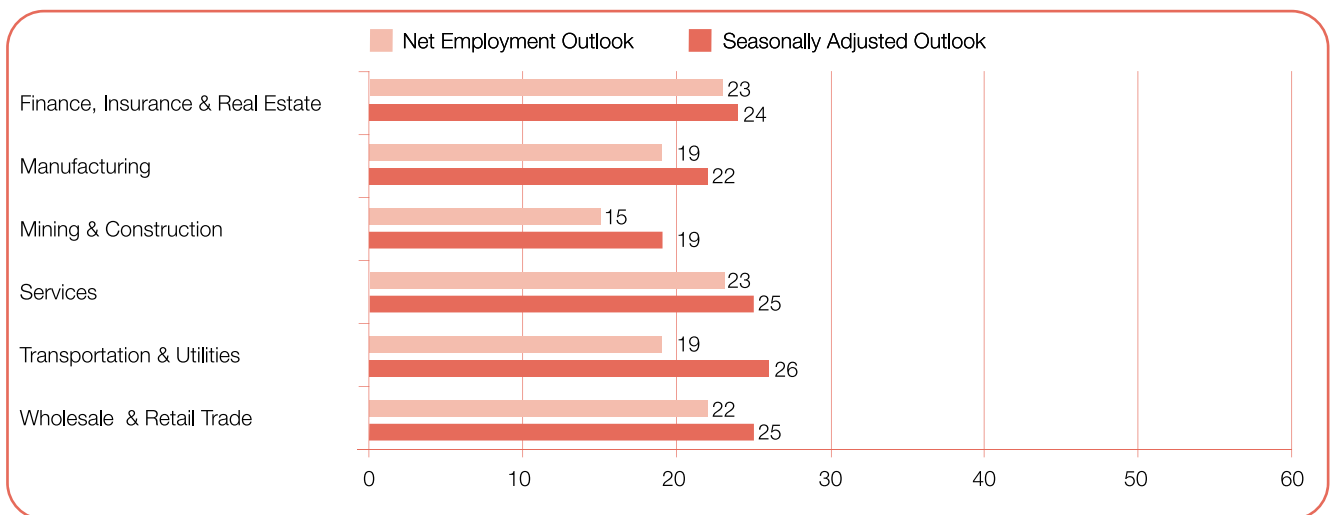
Sector Comparisons

Employers in all six industry sectors forecast an increase in staffing levels during 1Q 2017. The most optimistic hiring intentions are reported in the Transportation & Utilities sector with a Net Employment Outlook of +26%. Solid payroll gains are also anticipated in the Wholesale & Retail Trade sector and the Services sector, with Outlooks of +25%, and in the Finance, Insurance & Real Estate sector, where employers report an Outlook of +24%. Elsewhere, Manufacturing sector employers report optimistic hiring plans with an Outlook of +22% and the Outlook for the Mining & Construction sector stands at +19%.

Quarter-over-quarter, Transportation & Utilities sector employers report a considerable improvement of 17 percentage points, while the Outlook for the Mining &

Construction sector is 5 percentage points stronger. Elsewhere, hiring intentions remain relatively stable in the Finance, Insurance & Real Estate sector, the Manufacturing sector and the Services sector, while they are unchanged in the Wholesale & Retail Trade sector.

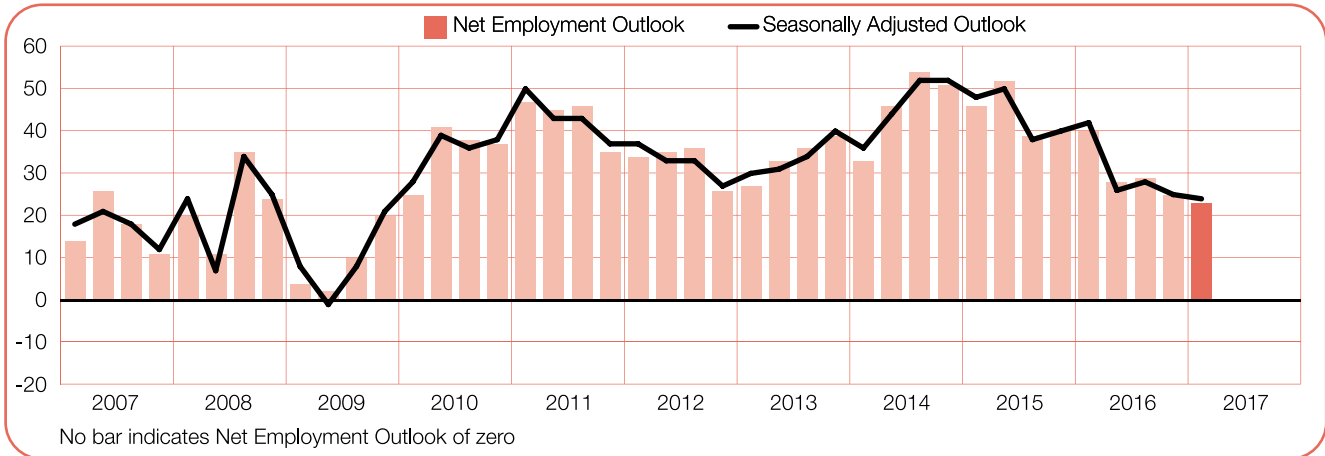
Year-over-year, employers in three of the six industry sectors report weaker hiring plans. The Outlook for the Finance, Insurance & Real Estate sector declines by a considerable margin of 18 percentage points while decreases of 3 percentage points are reported in both the Manufacturing sector and the Wholesale & Retail Trade sector. Meanwhile, Transportation & Utilities sector employers report a year-over-year improvement of 3 percentage points.



+23(+24)%

Finance, Insurance & Real Estate

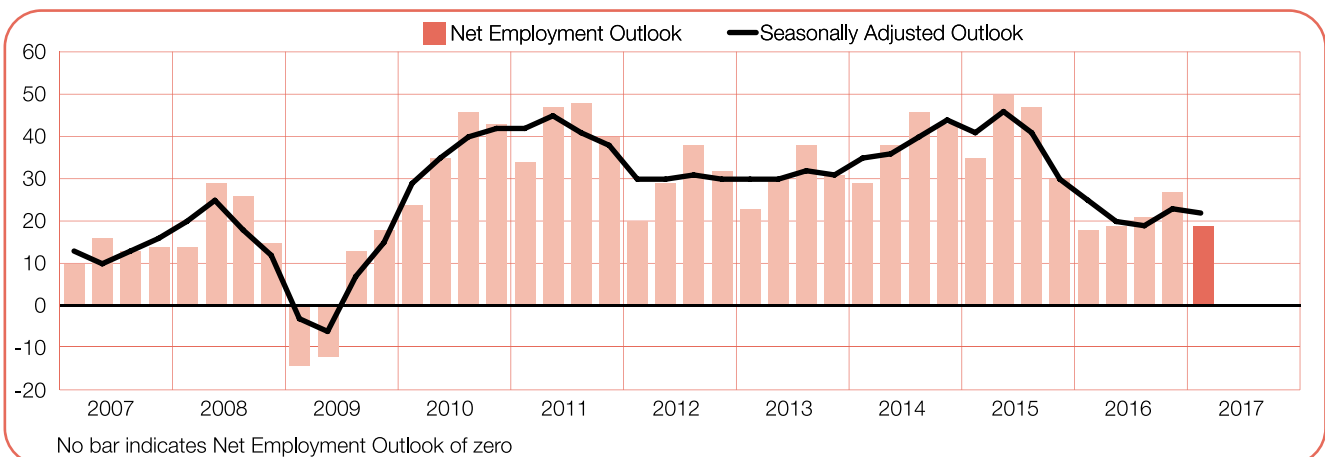
Job seekers can expect the weakest labor market in seven years in the next three months, according to employers who report a Net Employment Outlook of +24%. Hiring prospects remain relatively stable when compared with the previous quarter but decline by 18 percentage points year-over-year.



+19(+22)%

Manufacturing

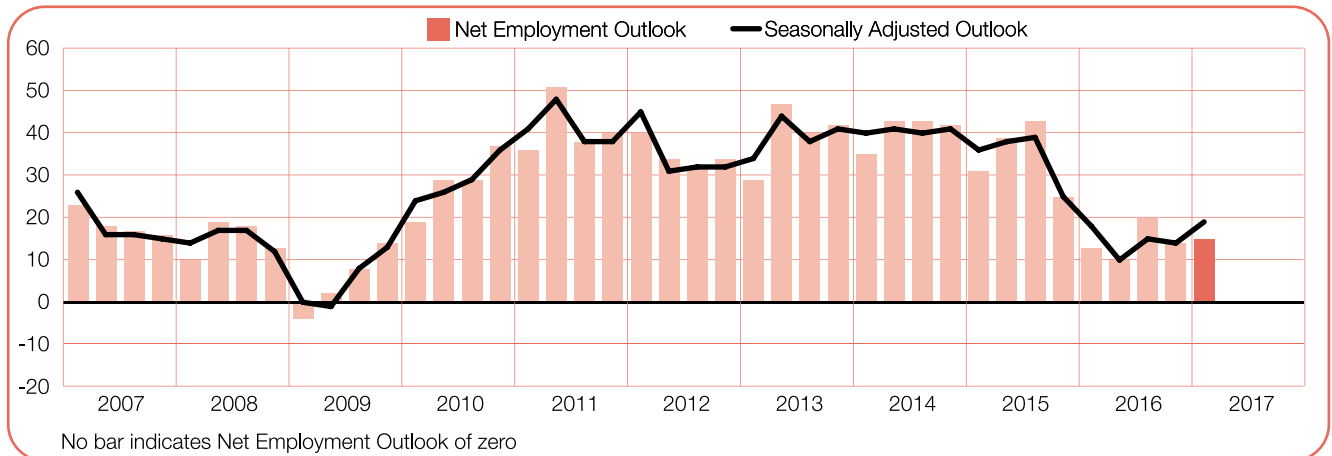
Employers report a healthy hiring pace in 1Q 2017 with a Net Employment Outlook of +22%. Hiring plans remain relatively stable quarter-over-quarter but decline by 3 percentage points when compared with 1Q 2016.



+15(+19)%

Mining & Construction

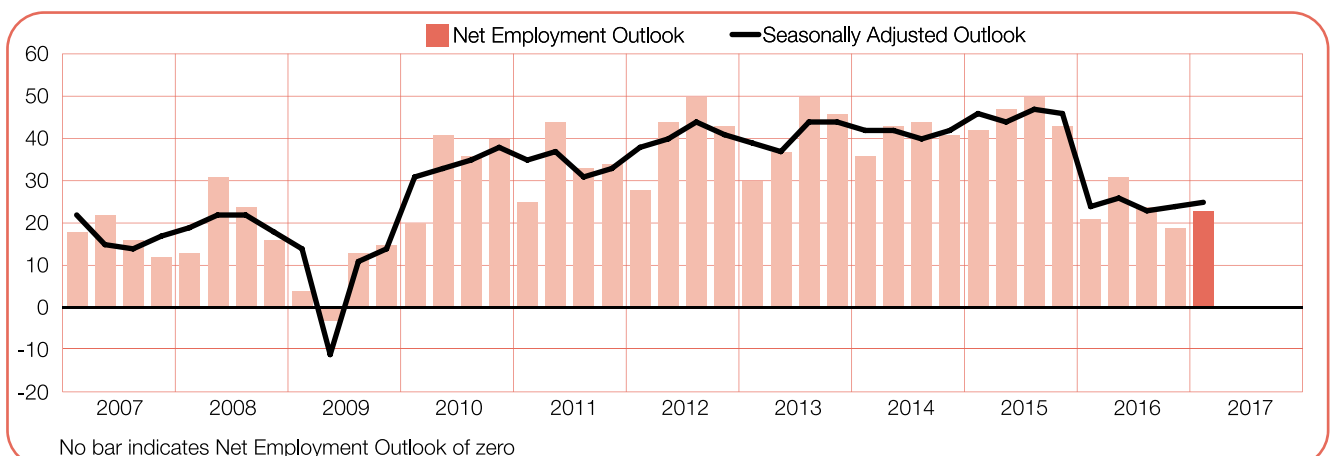
Steady workforce growth is anticipated in the forthcoming quarter with employers reporting a Net Employment Outlook of +19%. The Outlook is 5 percentage points stronger quarter-over-quarter and remains relatively stable year-over-year.



+23(+25)%

Services

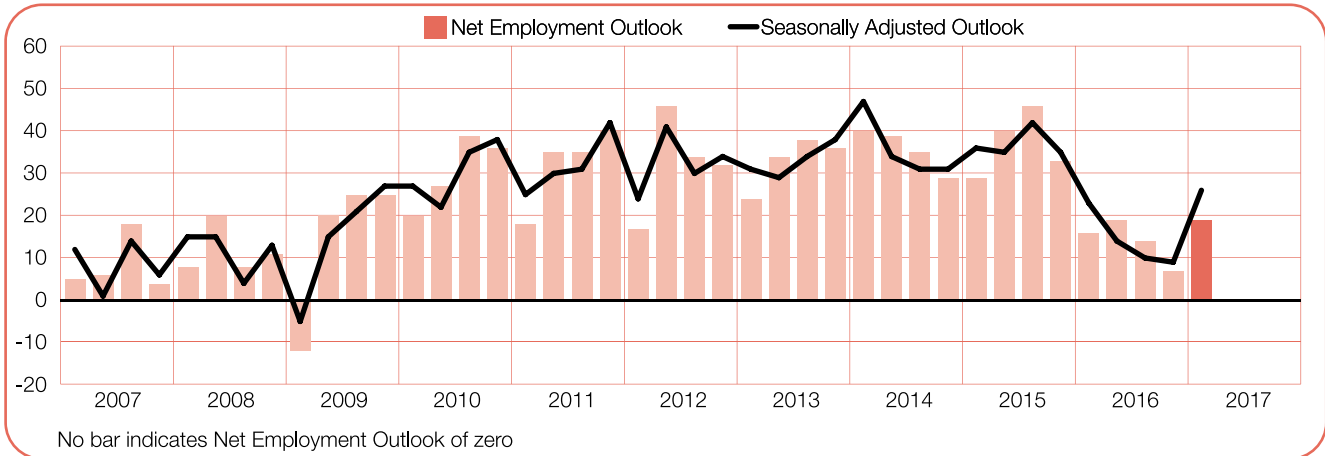
Reporting a Net Employment Outlook of +25%, employers forecast optimistic hiring activity in the next three months. Hiring prospects remain relatively stable both quarter-over-quarter and year-over-year.



+19(+26)%

Transportation & Utilities

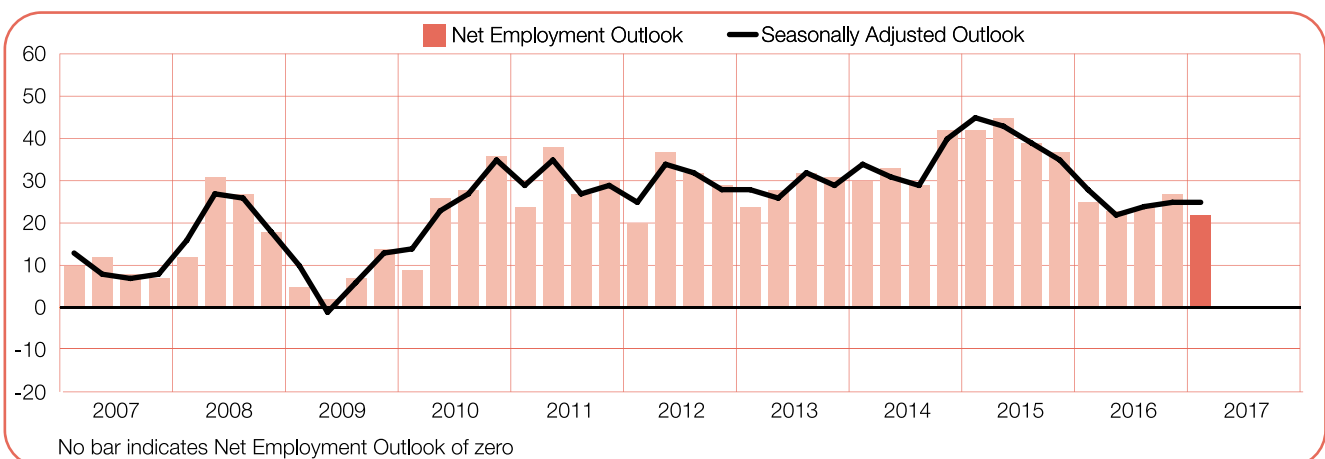
Job seekers can expect an active labor market in the January-March period, according to employers who report a Net Employment Outlook of +26%. The Outlook is 17 percentage points stronger when compared with the previous quarter and improves by 3 percentage points year-over-year.



+22(+25)%

Wholesale & Retail Trade

Employers expect solid payroll gains in the first quarter of 2017, reporting a Net Employment Outlook of +25%. Hiring plans are unchanged when compared with the previous quarter but decline by 3 percentage points year-over-year.

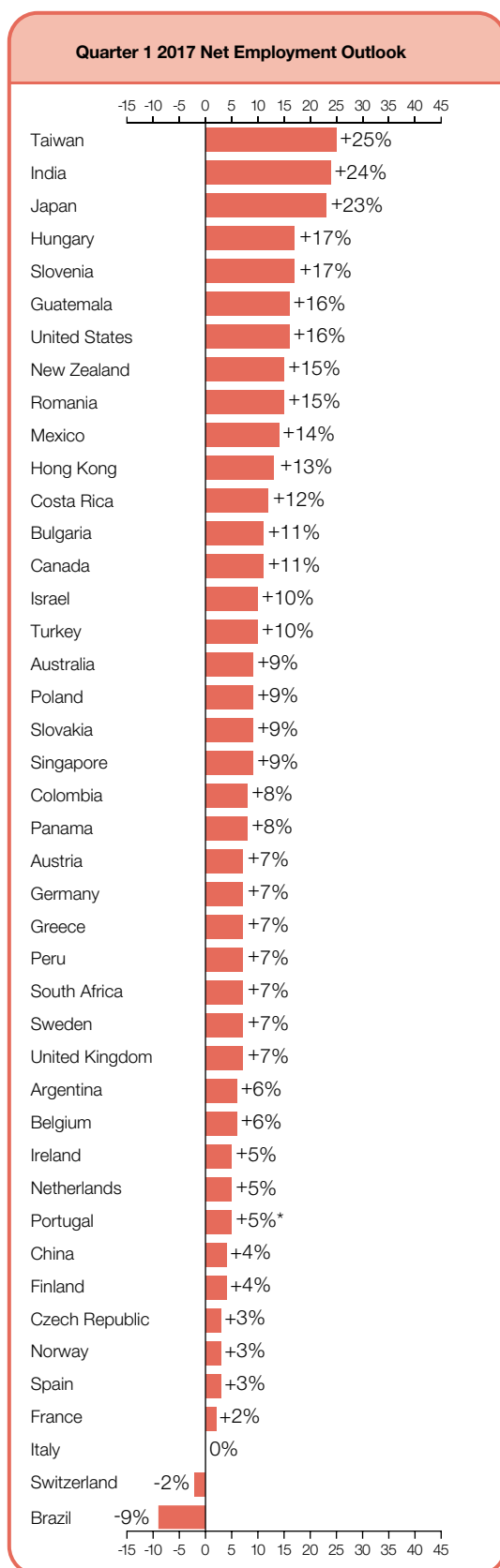


Regional and International Comparisons

	Quarter 1 2017	Qtr on Qtr Change Q4 2016 to Q1 2017	Yr on Yr Change Q1 2016 to Q1 2017
	%		
Americas			
Argentina	7 (6) ¹	3 (0) ¹	-1 (-1) ¹
Brazil	-8 (-9) ¹	1 (-1) ¹	2 (2) ¹
Canada	6 (11) ¹	1 (2) ¹	4 (4) ¹
Colombia	6 (8) ¹	-5 (-2) ¹	-4 (-4) ¹
Costa Rica	16 (12) ¹	9 (3) ¹	0 (-3) ¹
Guatemala	16 (16) ¹	6 (7) ¹	1 (1) ¹
Mexico	12 (14) ¹	2 (4) ¹	1 (1) ¹
Panama	8 (8) ¹	-1 (0) ¹	-3 (-5) ¹
Peru	7 (7) ¹	0 (-1) ¹	-1 (-1) ¹
United States	13 (16) ¹	-3 (-2) ¹	-1 (-1) ¹

Asia Pacific			
Australia	8 (9) ¹	-4 (-2) ¹	0 (0) ¹
China	4 (4) ¹	-1 (-1) ¹	-3 (-3) ¹
Hong Kong	13 (13) ¹	0 (1) ¹	-2 (-2) ¹
India	21 (24) ¹	-10 (-7) ¹	-19 (-19) ¹
Japan	22 (23) ¹	2 (0) ¹	1 (0) ¹
New Zealand	15 (15) ¹	0 (0) ¹	4 (4) ¹
Singapore	8 (9) ¹	0 (1) ¹	-1 (-1) ¹
Taiwan	20 (25) ¹	-2 (4) ¹	-1 (-2) ¹

EMEA[†]			
Austria	3 (7) ¹	0 (4) ¹	3 (3) ¹
Belgium	6 (6) ¹	5 (5) ¹	5 (5) ¹
Bulgaria	7 (11) ¹	1 (0) ¹	2 (0) ¹
Czech Republic	1 (3) ¹	-6 (-4) ¹	1 (1) ¹
Finland	1 (4) ¹	4 (2) ¹	7 (2) ¹
France	1 (2) ¹	-1 (0) ¹	3 (3) ¹
Germany	4 (7) ¹	-5 (-1) ¹	4 (4) ¹
Greece	2 (7) ¹	2 (1) ¹	2 (2) ¹
Hungary	15 (17) ¹	5 (5) ¹	6 (6) ¹
Ireland	4 (5) ¹	-5 (-6) ¹	-3 (-3) ¹
Israel	7 (10) ¹	-4 (-1) ¹	2 (2) ¹
Italy	-2 (0) ¹	0 (-1) ¹	-1 (-1) ¹
Netherlands	5 (5) ¹	2 (2) ¹	2 (2) ¹
Norway	3 (3) ¹	-1 (-1) ¹	-1 (-1) ¹
Poland	4 (9) ¹	-4 (-1) ¹	-1 (-1) ¹
Portugal	5	1	-
Romania	6 (15) ¹	0 (3) ¹	5 (5) ¹
Slovakia	7 (9) ¹	1 (1) ¹	-3 (-3) ¹
Slovenia	13 (17) ¹	5 (5) ¹	13 (13) ¹
South Africa	8 (7) ¹	-1 (-1) ¹	1 (2) ¹
Spain	1 (3) ¹	-1 (-1) ¹	0 (0) ¹
Sweden	6 (7) ¹	5 (5) ¹	2 (2) ¹
Switzerland	-3 (-2) ¹	-4 (-3) ¹	-3 (-3) ¹
Turkey	5 (10) ¹	-1 (0) ¹	-6 (-6) ¹
UK	6 (7) ¹	2 (2) ¹	1 (1) ¹



[†]EMEA – Europe, Middle East and Africa.

* Indicates unadjusted data.

1. Number in parentheses is the Net Employment Outlook when adjusted to remove the impact of seasonal variations in hiring activity. Please note that this data is not available for all countries as a minimum of 17 quarters worth of data is required.

Global Employment Outlook

ManpowerGroup interviewed nearly 59,000 employers across 43 countries and territories to forecast labor market activity* in Quarter 1 2017. All participants were asked, “How do you anticipate total employment at your location to change in the three months to the end of March 2017 as compared to the current quarter?”

The research from ManpowerGroup indicates job seekers across the globe will likely find some opportunities through the first three months of 2017. Hiring activity is expected to continue in the majority of the world’s labor markets and most outlooks remain relatively stable or improve from three months ago and last year at this time. Altogether, employers in 40 of 43 countries and territories intend to add to their payrolls by varying degrees at the start of 2017, and the survey reveals few signs that uncertainty associated with the Brexit vote or the U.S. election will result in any significant labor market volatility. Instead, employers appear content to keep a watchful eye on marketplace conditions and adjust workforce levels according to their business needs.

Overall, forecasts are mixed in comparison to the Quarter 4 2016 and Quarter 1 2016 surveys. Hiring plans improve in 19 of 43 countries and territories when compared quarter-over-quarter, decline in 17, and are unchanged in seven. Outlooks strengthen in 20 countries and territories year-over-year, weaken in 18, and are unchanged in four. First-quarter hiring confidence is strongest in Taiwan, India, Japan, Hungary and Slovenia. The weakest forecasts are reported in Brazil, Switzerland and Italy.

Job gains are expected in nine of the 10 countries surveyed in the Americas. Hiring confidence strengthens in four countries, declines in four, and is unchanged in two when compared to the final three months of 2016. Year-over-year, hiring prospects improve in four countries but weaken in the remaining six. The strongest first-quarter hiring plans are reported in both Guatemala and the United States, while employers in Brazil expect payrolls to shrink for the eighth consecutive quarter and report the weakest hiring plans across the region as well as across the globe.

Employers expect staffing levels to increase by varying

degrees in 23 of 25 countries in the Europe, Middle East & Africa (EMEA) region. When compared quarter-over-quarter, hiring plans improve in 12 countries, weaken in 10 and are unchanged in three. In a year-over-year comparison, outlooks improve in 15 countries, decline in seven and are unchanged in two.** The region’s most optimistic first-quarter hiring plans are reported in Hungary and Slovenia with employers in both countries expecting the strongest labor market activity since the surveys were launched in their respective countries. Conversely, the weakest employer sentiment is reported in Switzerland where the outlook slips into negative territory for the first time in two years and in Italy where labor market activity is expected to be flat in the first three months of the year.

Employers in all eight Asia Pacific countries and territories expect workforce gains in the January-March time frame. When first-quarter forecasts are compared with the final three months of 2016, hiring plans strengthen in three countries/territories, weaken in three and are unchanged in two. In a year-over-year comparison hiring is expected to accelerate only in New Zealand, slow in five other countries/territories and remain unchanged in two. Taiwanese employers expect the strongest hiring pace in the region as well as across the globe. Meanwhile, Chinese employers report the region’s most cautious hiring plans.

Full survey results for each of the 43 countries and territories included in this quarter’s survey, and regional and global comparisons, can be found at www.manpowergroup.com/meos. The next ManpowerGroup Employment Outlook Survey will be released on 14 March 2017 and will detail expected labor market activity for the second quarter of 2017.

* Commentary is based on seasonally adjusted data where available. Data is not seasonally adjusted for Portugal.

** Portugal joined the survey in Quarter 3 2016 and has no year-over-year trend data to compare at this point.

International Comparisons – Asia Pacific

Nearly 15,000 employers were interviewed in the Asia Pacific region. Employers in each of the eight countries and territories intend to add to their workforces through the first three months of the year, although hiring expectations vary widely.

Taiwan’s employers report the region’s strongest first-quarter hiring intentions as well as the most optimistic outlook among the survey’s 43 participating countries and territories. Buoyed by expectations of continued export growth and improving private consumption figures, one of every four Taiwanese employers expect to add to their workforces in the January-March time frame.

India’s hiring pace is expected to slow for the fourth consecutive quarter, and employer optimism dips to its least optimistic level since Quarter 3 2013. However, more than one in five Indian employers tell us they intend to add to their payrolls through the next three months. As a result, India’s hiring pace is expected to be stronger than all countries and territories participating in the survey except Taiwan. Employers predict solid levels of job growth in each of India’s seven industry sectors, with particular emphasis on knowledge workers across virtually every industry sector.

Opportunities for job seekers in Japan remain strong, and a quarter of all employers anticipate adding to their payrolls in the January-March time frame. However, securing the talent they need continues to prove an elusive goal for most employers in Japan. As ManpowerGroup’s recent Talent Shortage Survey reveals, employers remain challenged by a shrinking pool of available talent and few prospects that a solution to the shortage will be found soon.

Employers in China remain cautiously optimistic with some payroll growth forecast in all industry sectors and regions. However, nearly two thirds of survey respondents replied with “Don’t Know” when asked to share their hiring plans for the January-March time frame. This uncertainty may signal an expanding effort to maintain workforce flexibility and adjust payrolls as needed as the country continues its transition to a more services-oriented economy.

Australia’s efforts to emphasize non-mining sectors of the economy appear to be maintaining traction. Employers across all sectors and regions expect varying degrees of payroll gains, with the most opportunities for job seekers expected in the Services and Finance, Insurance & Real Estate sectors.

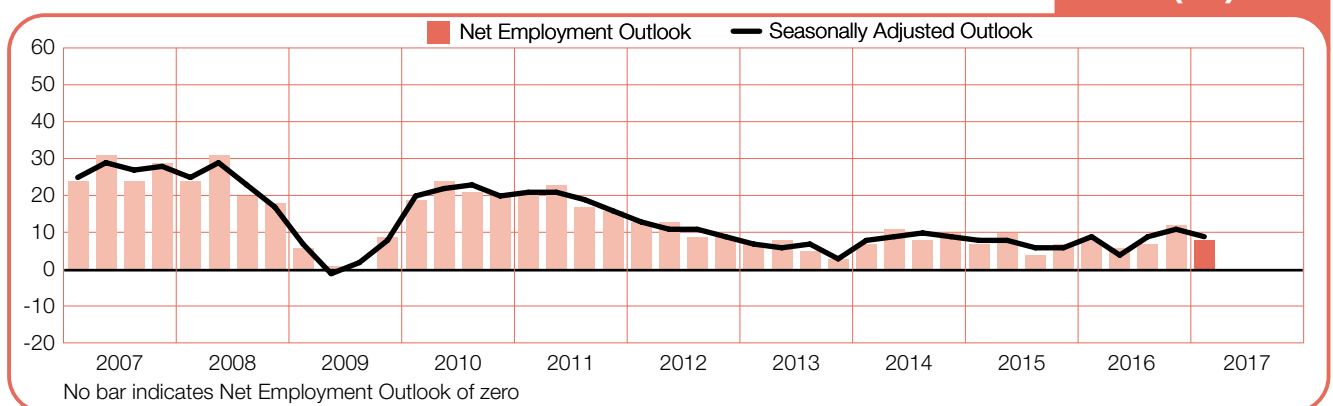
Employer hiring plans are also uniformly positive in New Zealand. The forecast indicates that the most active labor markets will be in the Transportation & Utilities and Mining & Construction sectors.

Elsewhere, the hiring climate in Hong Kong is expected to remain favorable despite an overall slowdown in retail and tourism activity. Services sector employers report the first quarter’s strongest outlook, with steady hiring also expected in the Mining & Construction sector where a quarter of the employers surveyed say they intend to add to payrolls in the January-March period.

Employers in most of Singapore’s industry sectors expect varying degrees of job growth. The exception is the Wholesale & Retail Trade sector where the outlook has gradually declined for four consecutive quarters and employers report their first negative forecast since the 2009 recession.

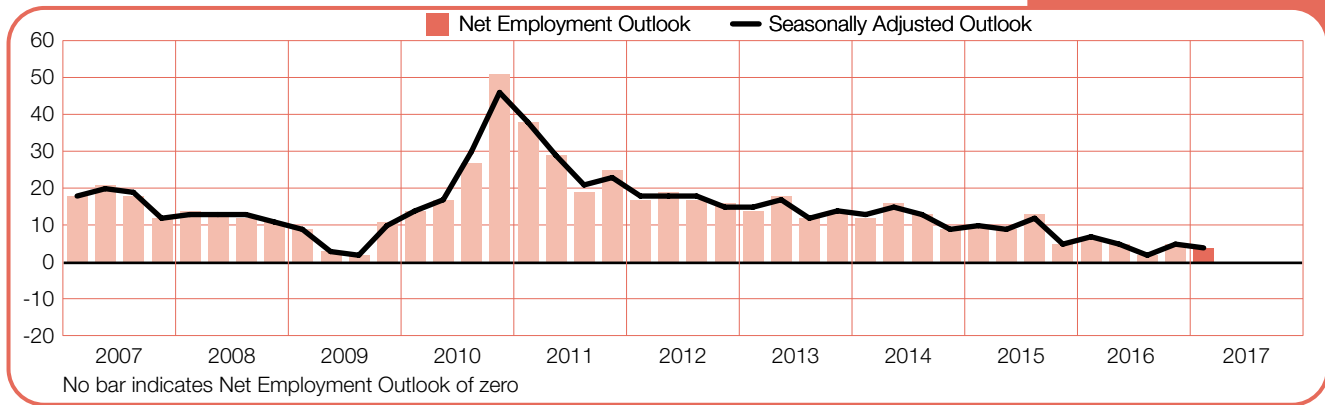
Australia

+8 (+9)%



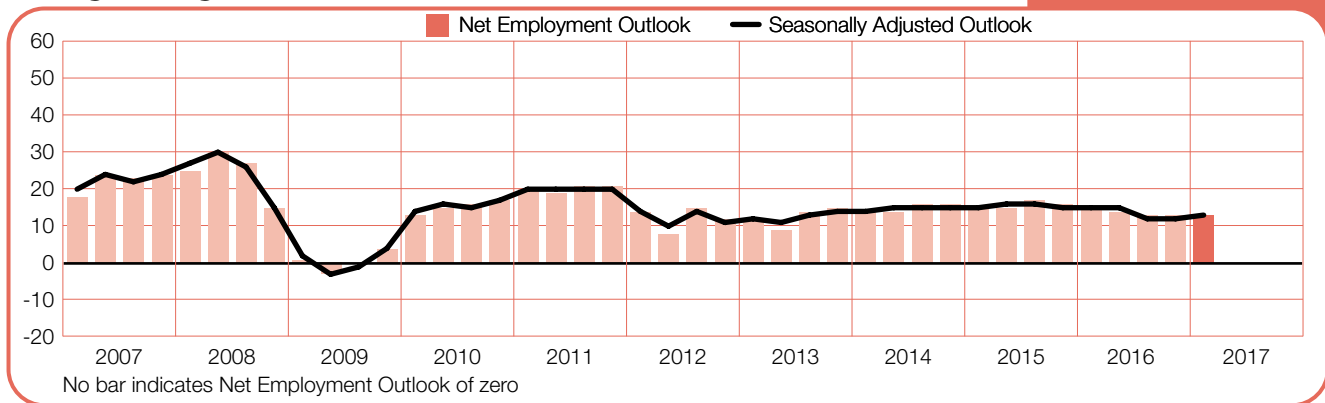
China

+4 (+4)%



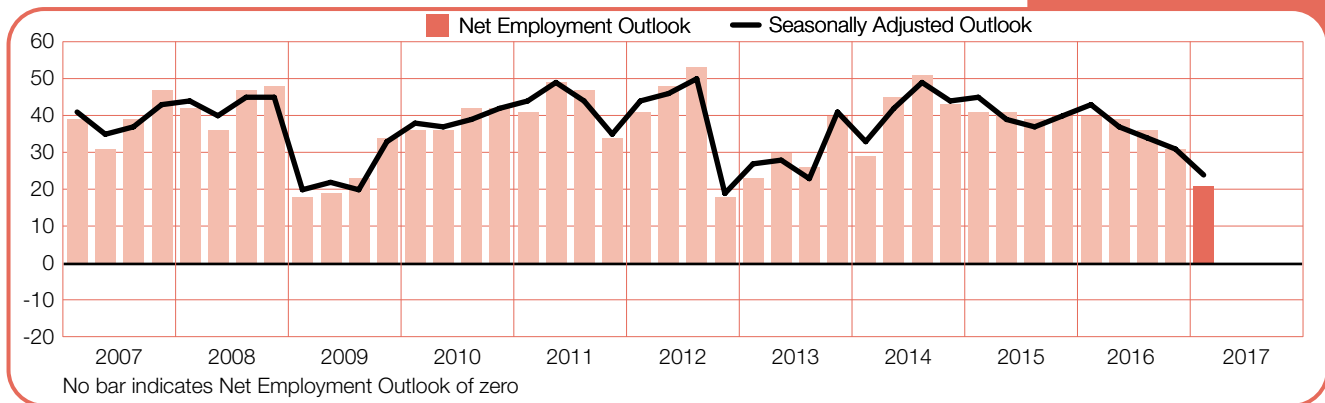
Hong Kong

+13 (+13)%



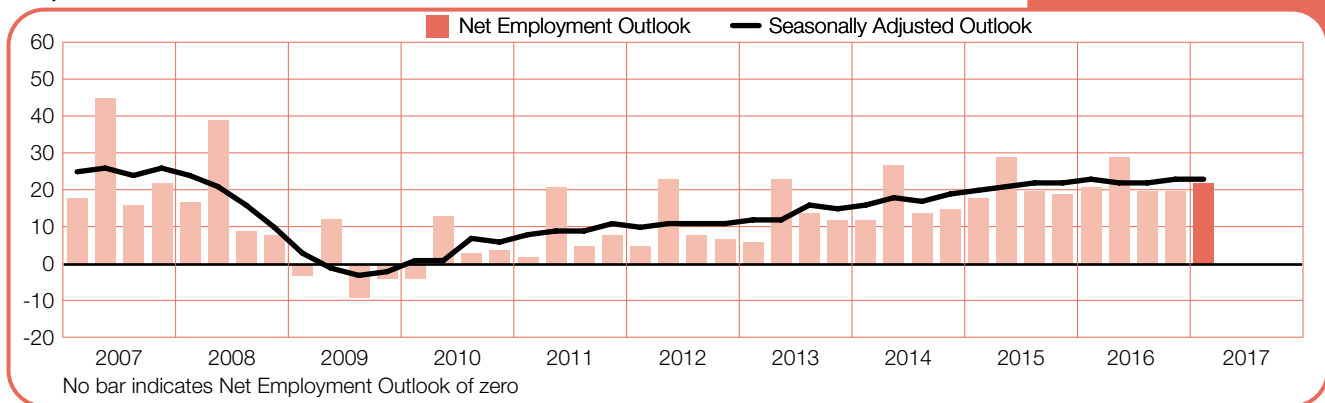
India

+21 (+24)%



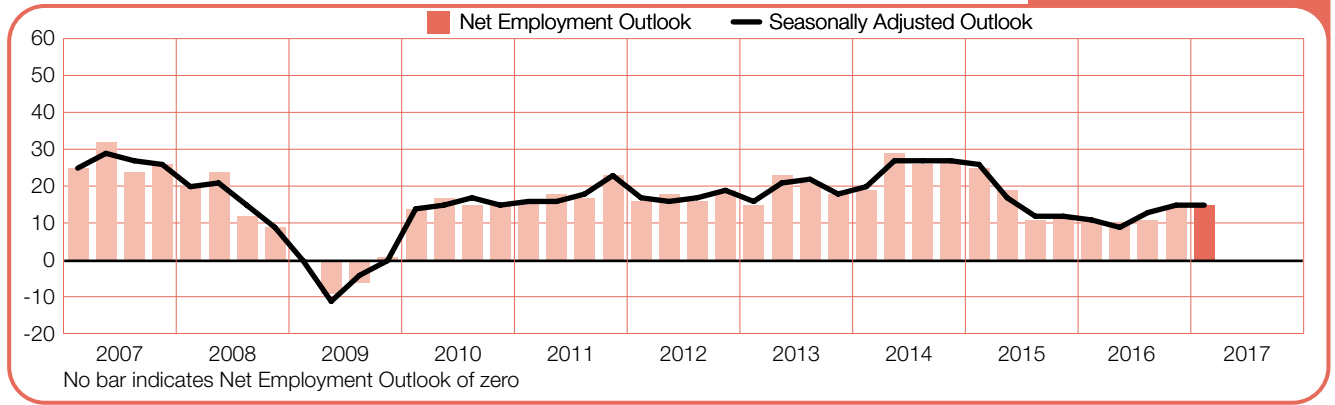
Japan

+22 (+23)%



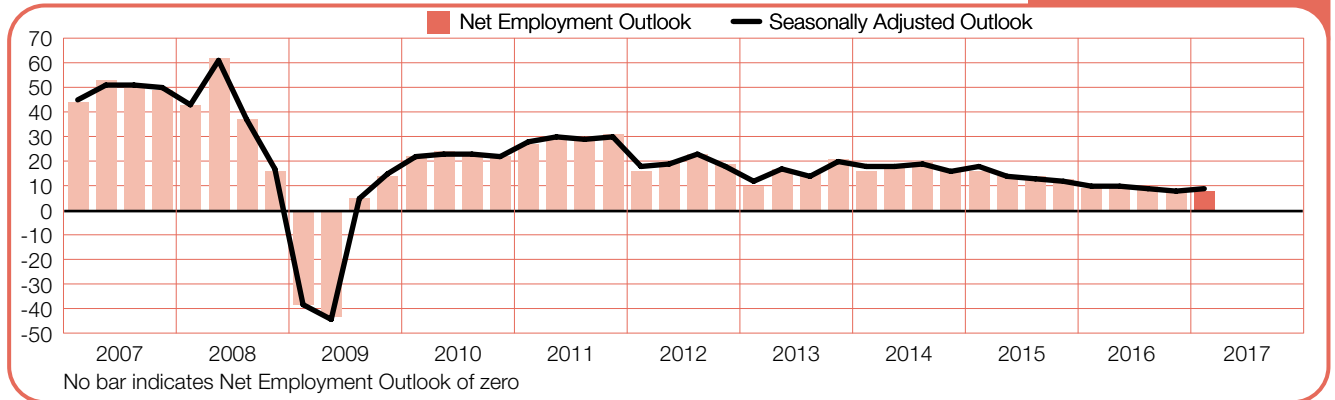
New Zealand

+15 (+15)%



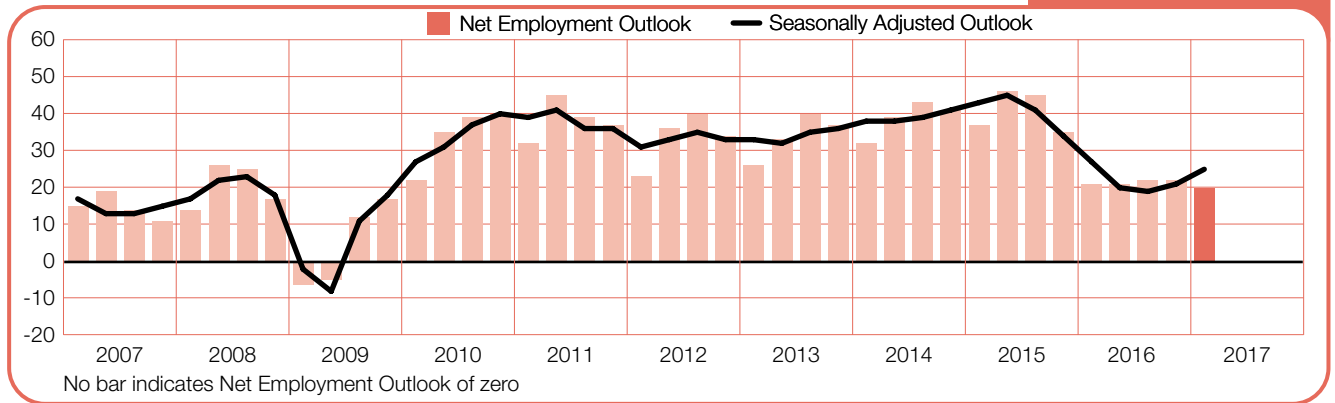
Singapore

+8 (+9)%



Taiwan

+20 (+25)%



International Comparisons – Americas

ManpowerGroup interviewed nearly 21,000 employers in 25 countries in the Europe, Middle East and Africa (EMEA) region. Some level of job growth is expected in all of the countries during the January-March time frame except in Italy and Switzerland.

Employers in Hungary and Slovenia report the strongest first-quarter forecasts, and hiring intentions in both countries are the most optimistic reported since their respective surveys were launched. Hungary's upbeat outlook is fueled by unprecedented optimism in both the Construction and Wholesale & Retail Trade sectors. Similarly, Slovenia's forecast is underpinned by the most optimistic forecasts reported to date in five of the country's 10 industry sectors, with the Construction and Wholesale & Retail Trade sector outlooks also included among the five.

Job seekers will likely find similarly favorable first-quarter hiring opportunities in both Romania and Bulgaria. Romania's outlook is the strongest since Quarter 4 2008, with most hiring activity expected in the Manufacturing and Wholesale & Retail Trade sectors where approximately three of every 10 employers say they intend to add to their payrolls. Bulgaria's forecast is highlighted by the strongest outlooks reported in the Finance, Insurance & Real Estate, Manufacturing, and Wholesale & Retail Trade sectors since the survey began.

Noteworthy advances in employer confidence are also evident in Belgium with the strongest forecast reported since Quarter 3 2011. The outlook is buoyed, in large part, by the most optimistic hiring intentions reported in more than five years in the Finance & Business Services sector.

Similarly, Austrian forecasts in both the Manufacturing and Agriculture sectors are the strongest since Quarter 4 2008, and help boost the country's overall outlook to a level last reported in Quarter 3 2012.

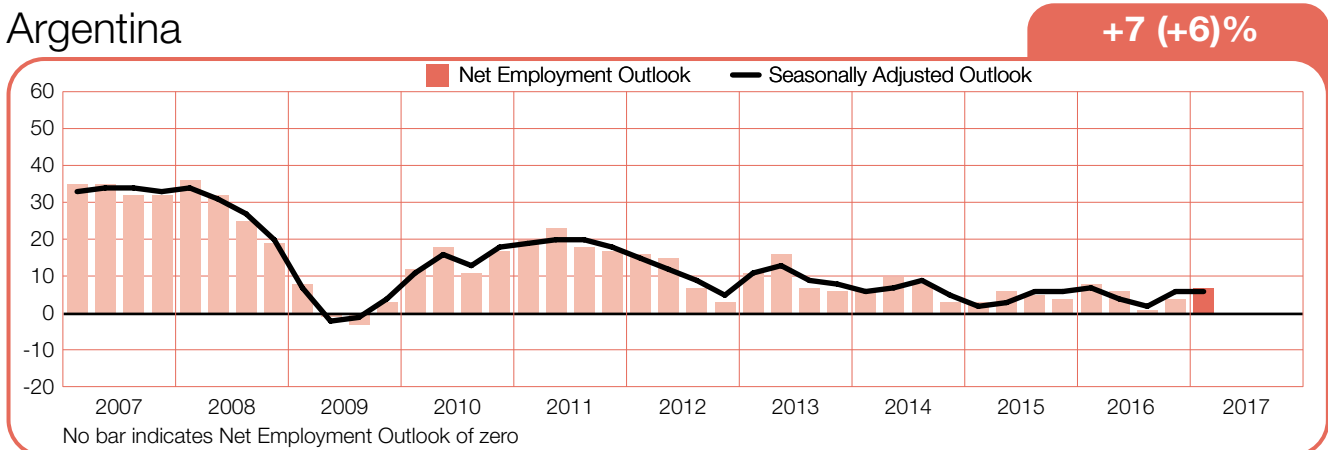
Employer confidence is trending in the opposite direction in Ireland. The outlook grows more conservative as forecasts soften in most industry sectors and regions in both quarter-over-quarter and year-over-year comparisons.

Elsewhere, workforce gains are expected to be modest. Employers in the United Kingdom remain resilient following the Brexit referendum, with hiring plans actually improving slightly from the prior quarter and remaining relatively stable when compared to last year at this time.

Some level of payroll growth is expected across all industry sectors in Germany, with the most opportunities expected in the Finance & Business Services sector. The survey indicates the hiring pace in France will be more subdued, but job growth is anticipated in most industry sectors, particularly in the Transport, Storage & Communications sector where the outlook climbs considerably from both the prior quarter and last year at this time.

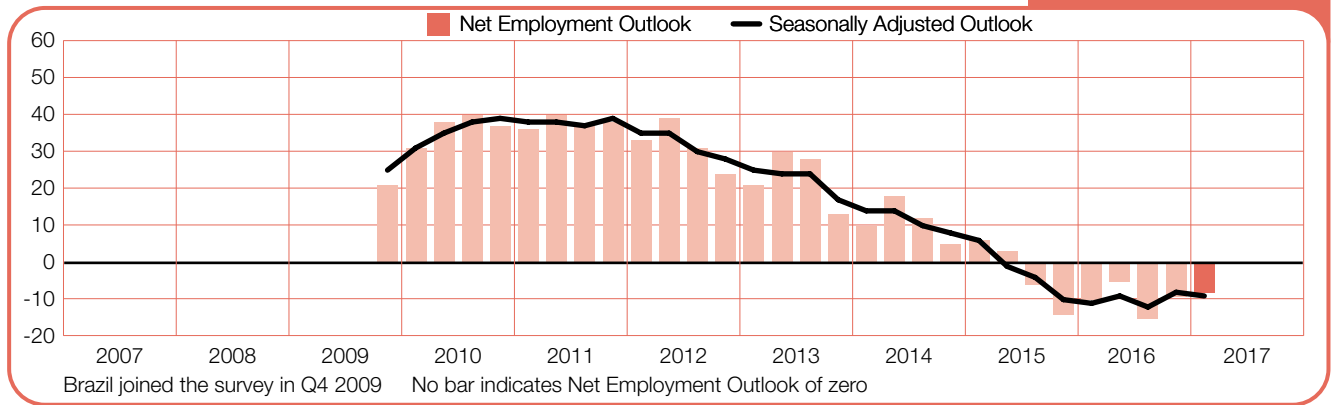
Employer hiring confidence is decidedly more muted in Italy and Switzerland. Italy's outlook is relatively stable in comparison to the prior quarter and last year at this time, but hiring intentions are negative in six of 10 industry sectors and two of four regions. The Swiss forecast drifts again into negative territory for the first time in two years, dipping slightly in both quarter-over-quarter and year-over-year comparisons.

Argentina



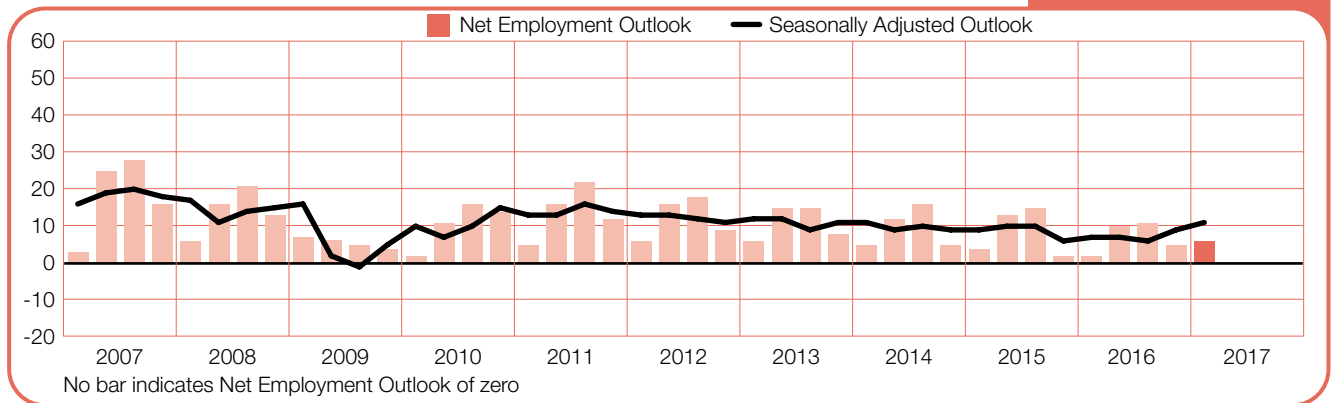
Brazil

-8 (-9)%



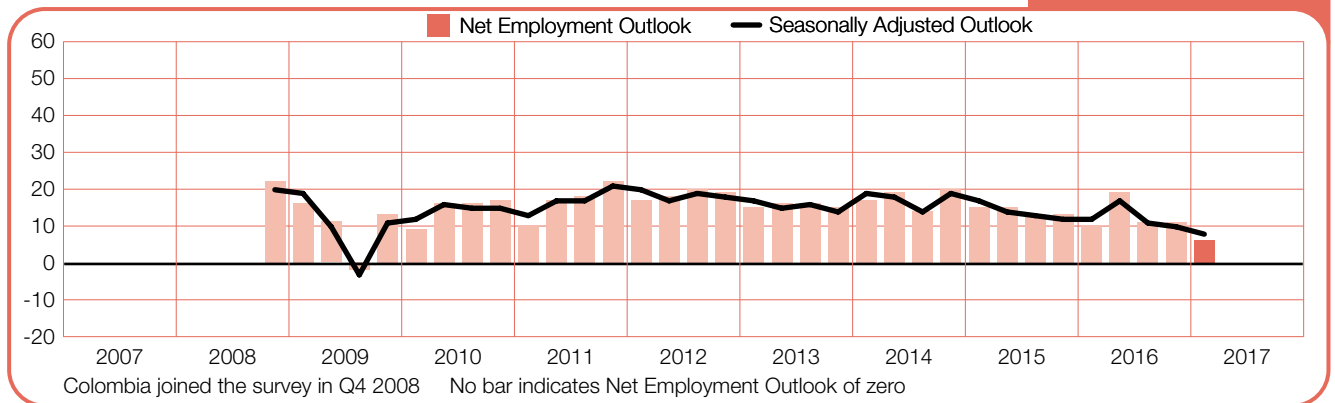
Canada

+6 (+11)%



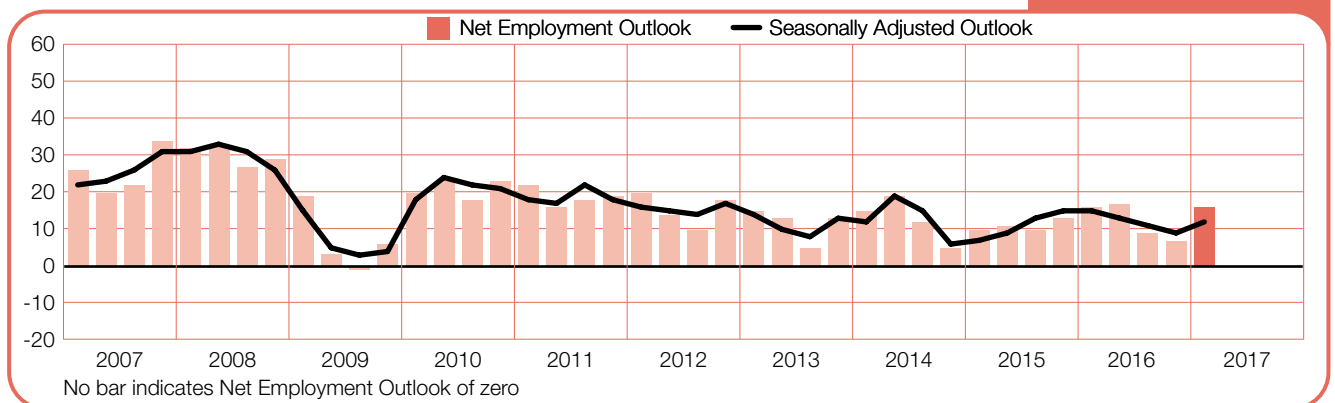
Colombia

+6 (+8)%



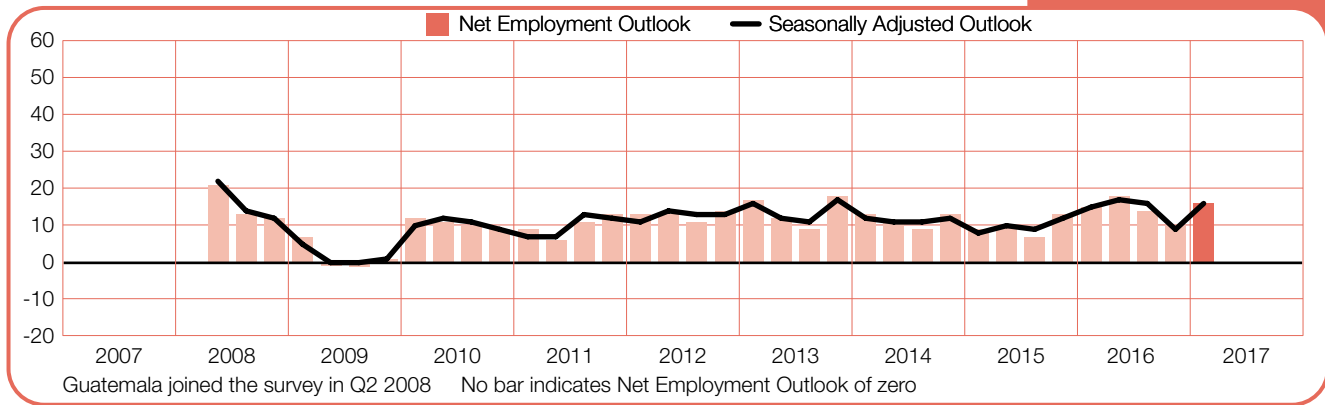
Costa Rica

+16 (+12)%



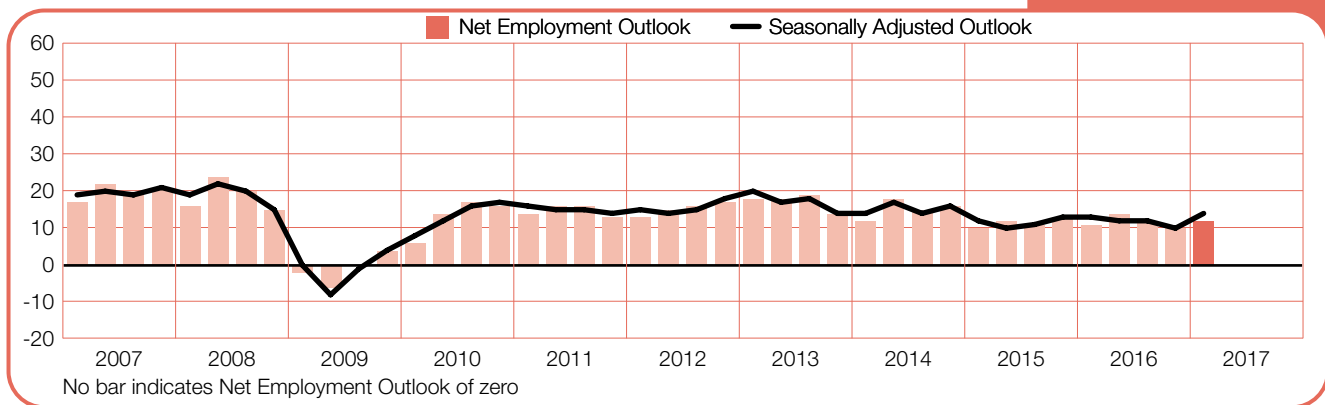
Guatemala

+16 (+16)%



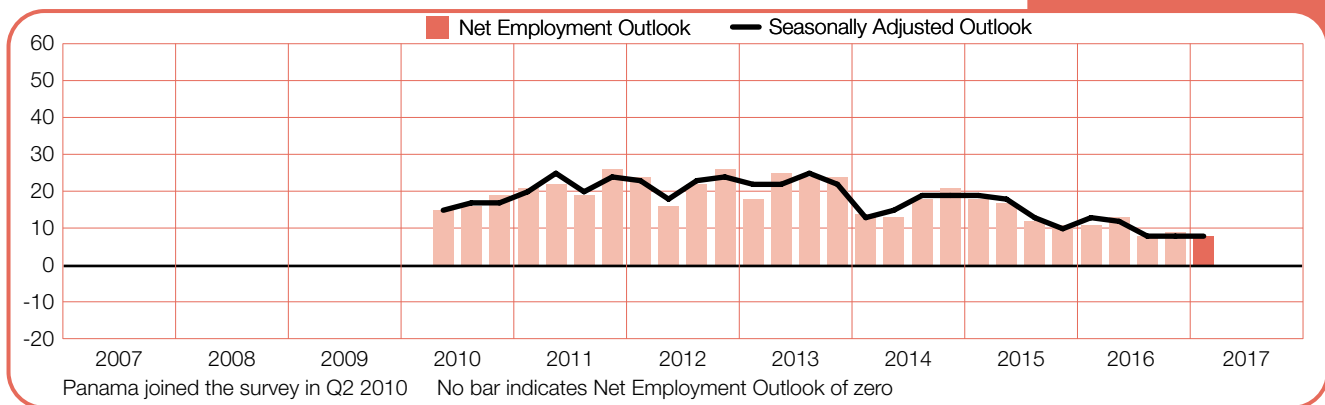
Mexico

+12 (+14)%



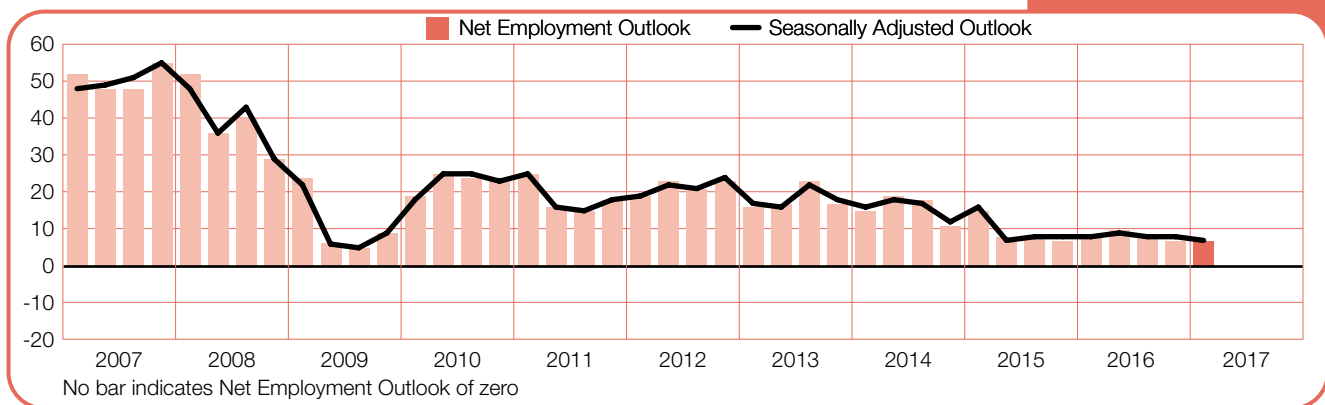
Panama

+8 (+8)%



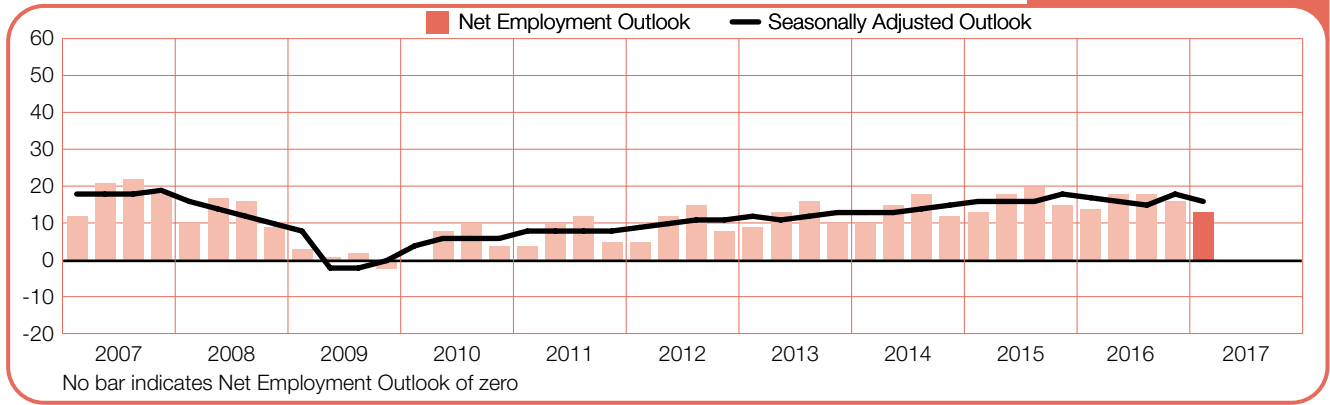
Peru

+7 (+7)%



United States of America

+13 (+16)%



International Comparisons – EMEA

This survey includes interviews with nearly 20,000 employers in 24 countries in the Europe, Middle East and Africa (EMEA) region. Employers in 22 of 24 countries plan to add to their payrolls during the January-March time frame, with forecasts improving in 14 countries in a quarter-over-quarter comparison and declining in seven. Outlooks improve in 12 countries year-over-year and decline in eight. The region's strongest first-quarter forecasts are reported in Turkey, Slovakia and Romania. The weakest forecasts are reported by Finnish and French employers.

Once again the strongest forecast is reported by employers in Turkey where outlooks are positive in all industry sectors and in all regions. One of every five employers surveyed intend to add to their workforce in the first three months of the year, with the strongest hiring plans reported by employers in the Finance, Insurance, Real Estate & Business Services sector.

Similarly upbeat hiring plans are reported by Slovakian employers where the forecast is the most optimistic since the country launched the survey in 4Q 2011. For the seventh consecutive quarter, opportunities for job seekers are expected to be strongest in the Manufacturing sector where the country's automotive production subsector continues to boost demand for talent.

Hungary's first-quarter forecast is unchanged from the prior quarter and remains at its most optimistic level since the survey started there in 3Q 2009. The hiring pace is also expected to remain steady in Romania driven, in part, by the strongest Wholesale & Retail

Trade sector forecast since 4Q 2012.

Meanwhile, workforce gains in Italy are expected to be modest, with the forecast inching into positive territory for the first time in five years. Prospects are strongest in the Wholesale & Retail Trade sector where employers report the most optimistic hiring plans since 2Q 2008. Employer hiring plans in Greece also rebound into positive territory following a fourth-quarter downturn that was likely triggered by the bail out referendum.

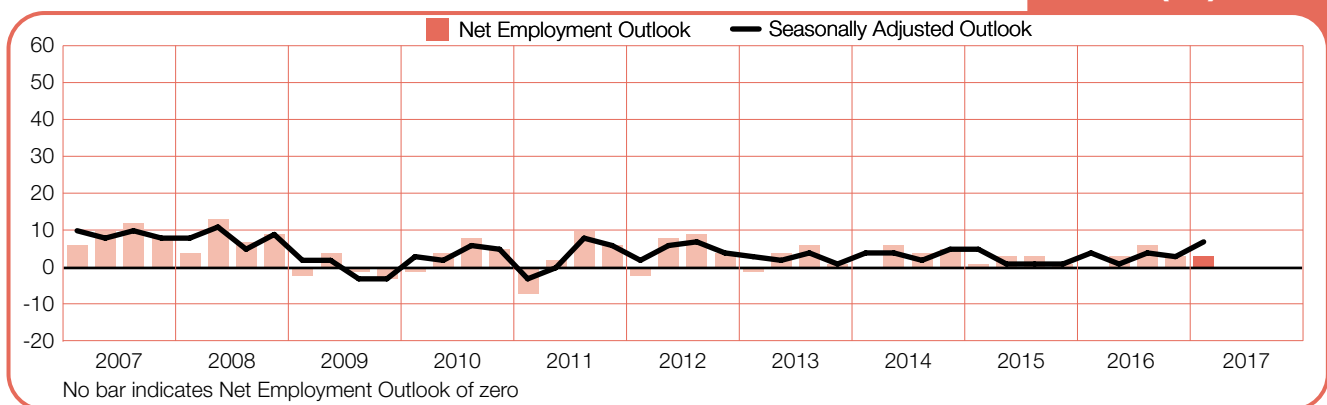
Employer hiring confidence in the United Kingdom remains cautiously optimistic with the most favorable first-quarter hiring environment anticipated in the Finance & Business Services sector. Growing talent demand is also evident in the Transport, Storage & Communications sector where employers report their strongest first-quarter forecast since 2008.

Germany's outlook weakens slightly in comparison to the prior three months and last year at this time. For the third consecutive quarter employers in the Finance & Business Services sector anticipate the most positive hiring climate. Job prospects also improve slightly in the Manufacturing sector where increasing confidence among employers in chemical and pharmaceutical production is counteracting an expected hiring downturn in machinery and equipment manufacturing.

Job seekers throughout much of the rest of the region can expect some opportunities through the first three months of the year. Only those in France and Finland are expected to endure shrinking payrolls.

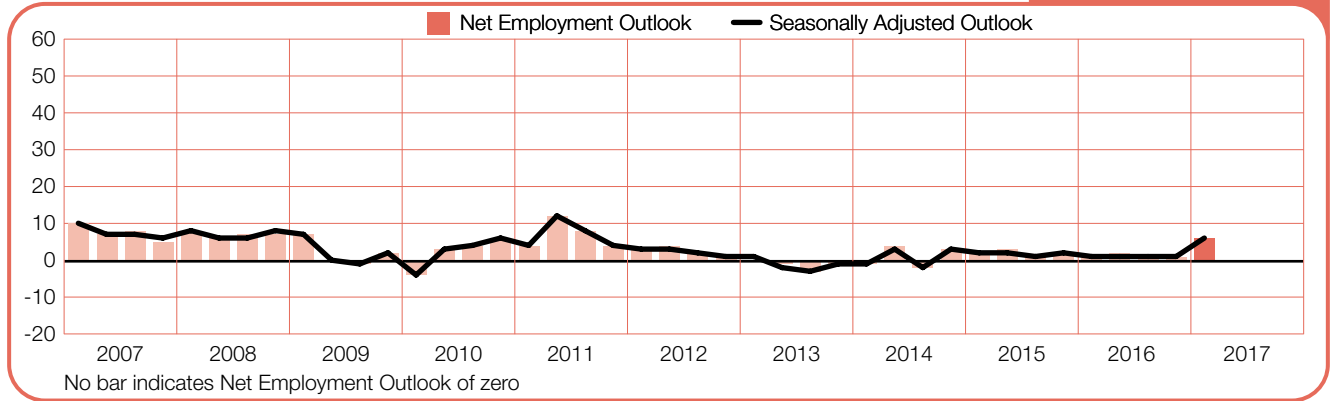
Austria

+3 (+7)%



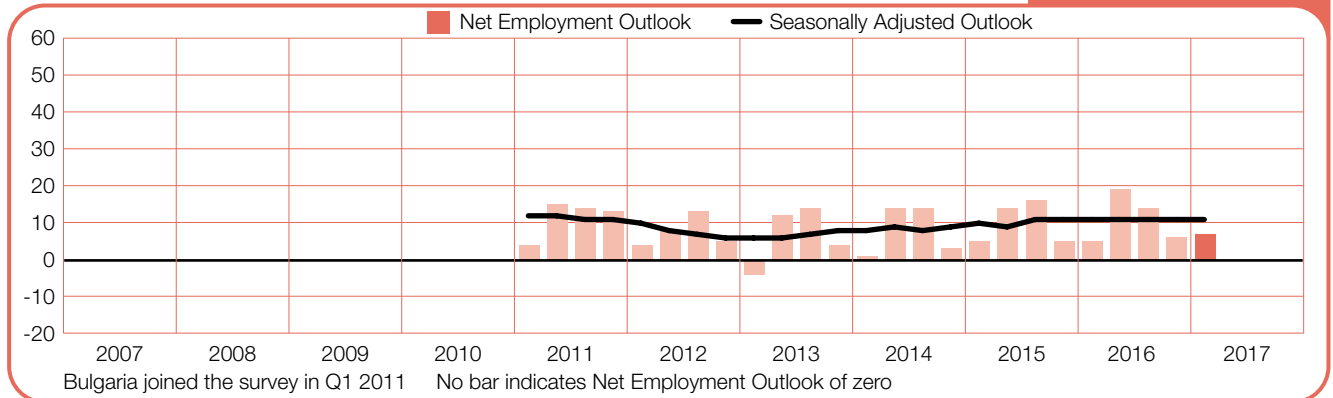
Belgium

+6 (+6)%



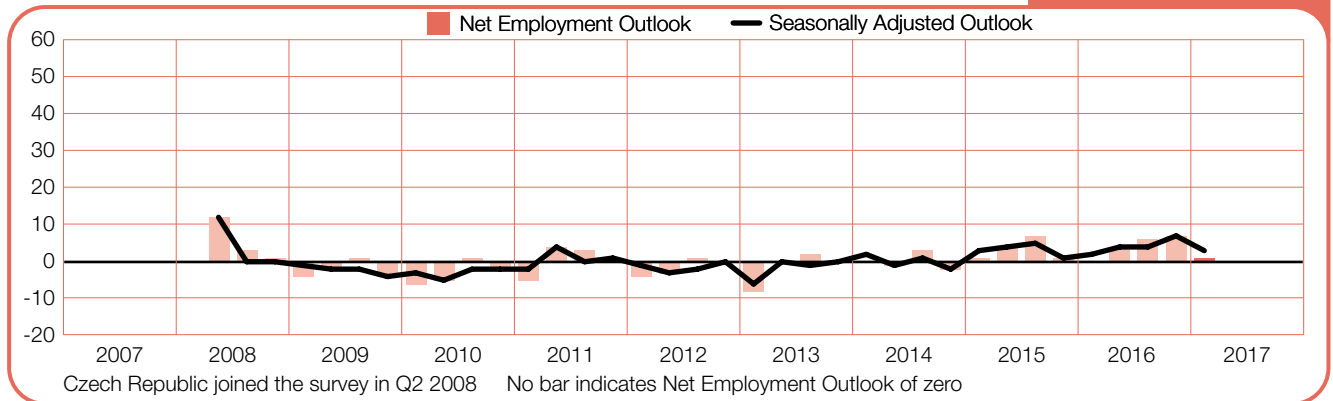
Bulgaria

+7 (+11)%



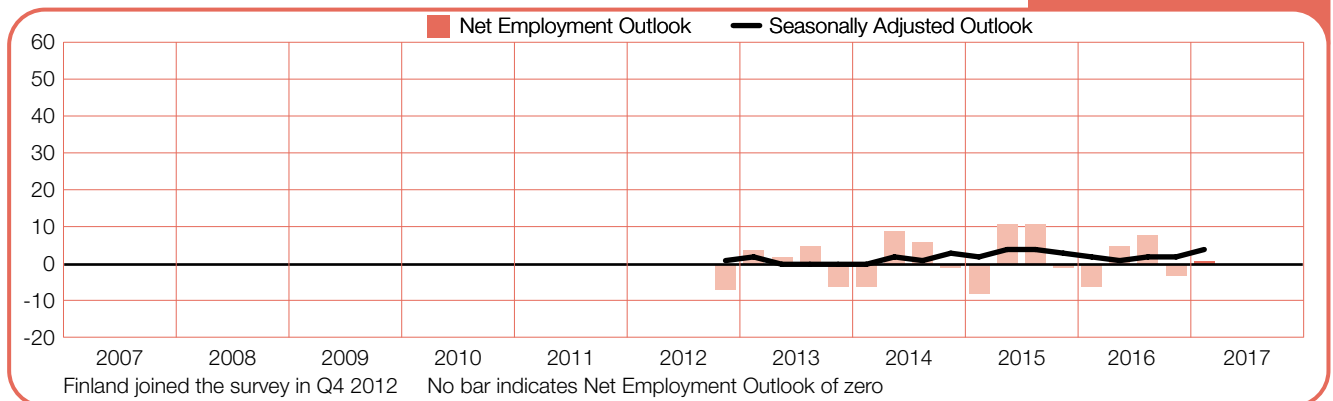
Czech Republic

+1 (+3)%



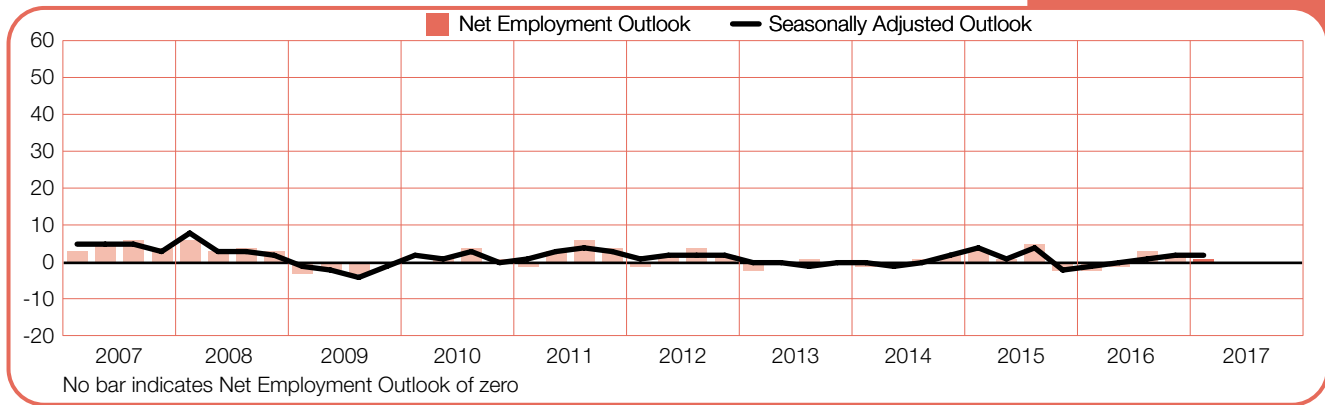
Finland

+1 (+4)%



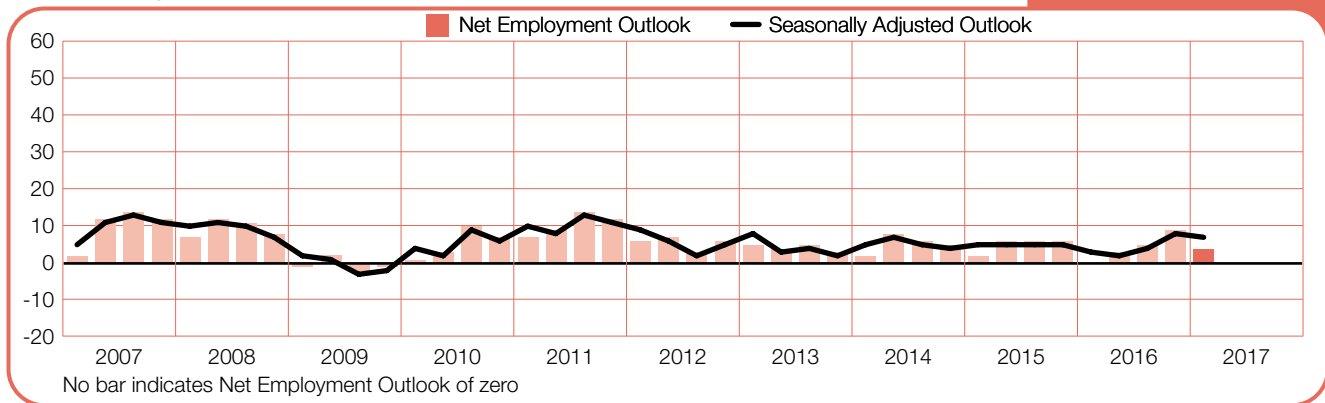
France

+1 (+2)%



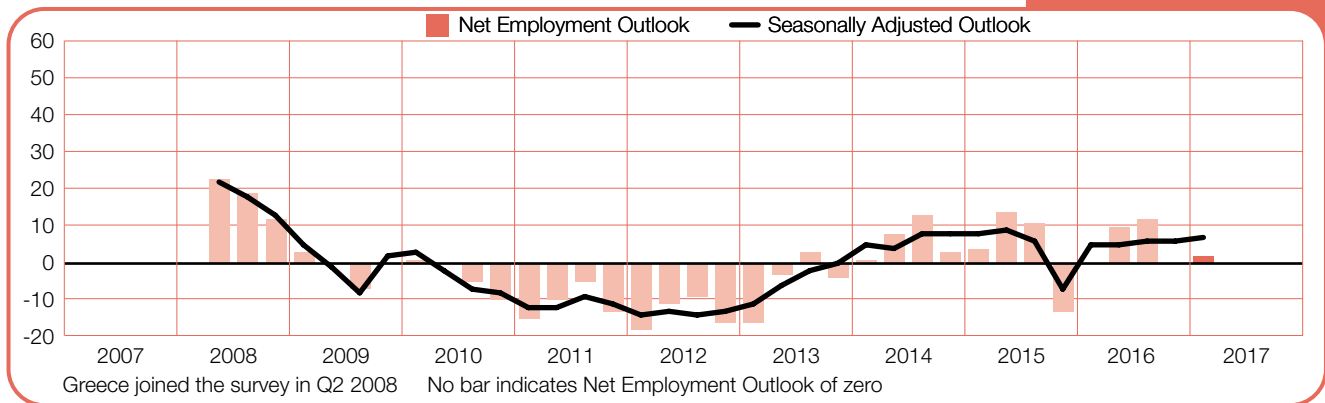
Germany

+4 (+7)%



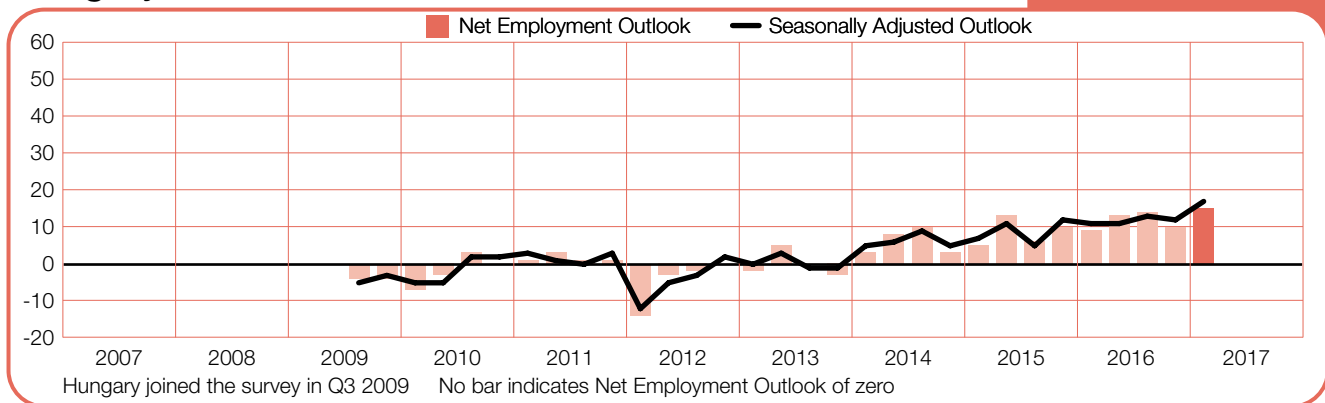
Greece

+2 (+7)%



Hungary

+15 (+17)%



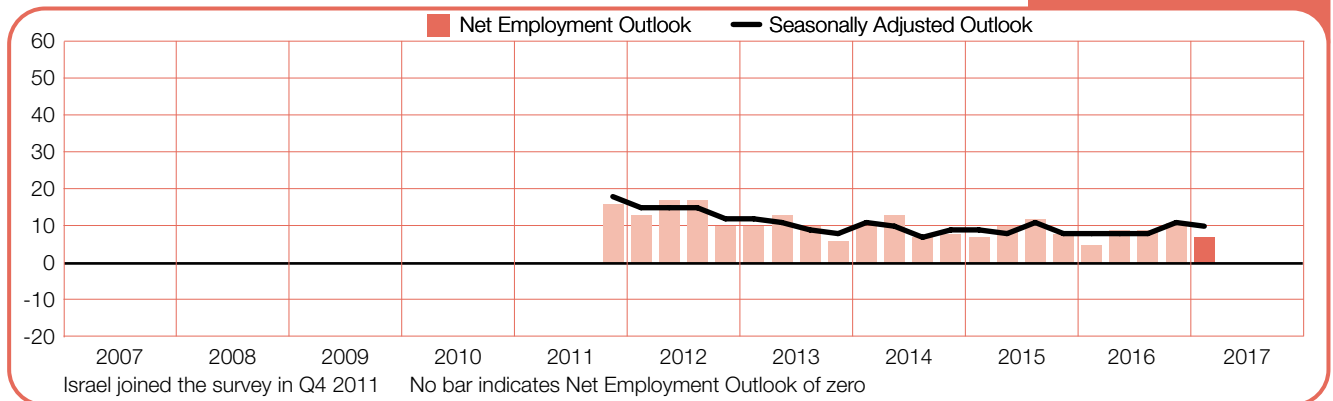
Ireland

+4 (+5)%



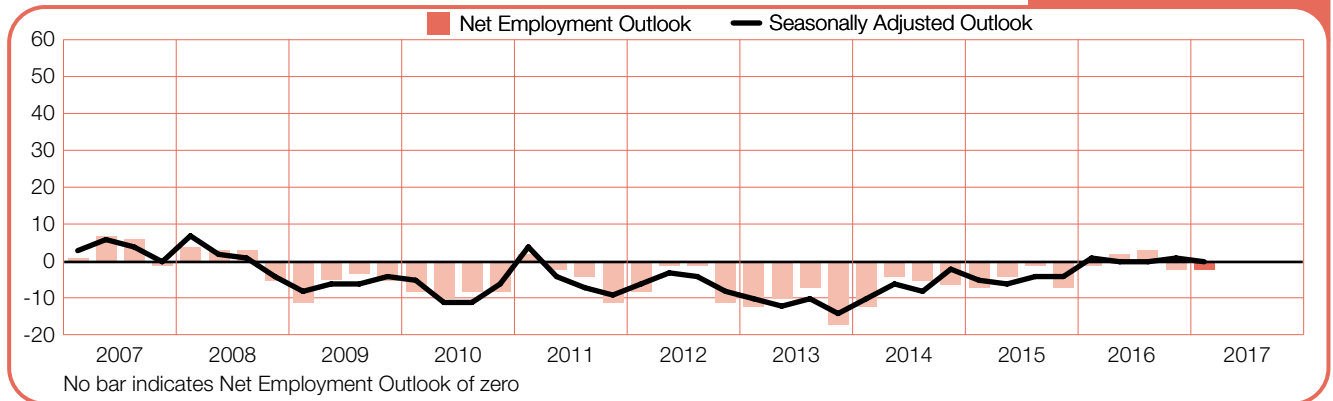
Israel

+7 (+10)%



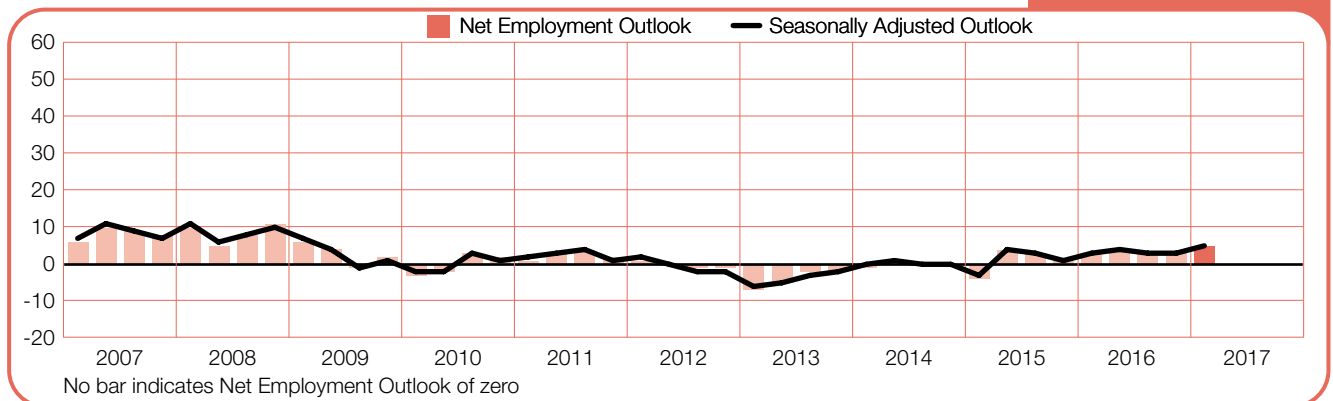
Italy

-2 (0)%



Netherlands

+5 (+5)%



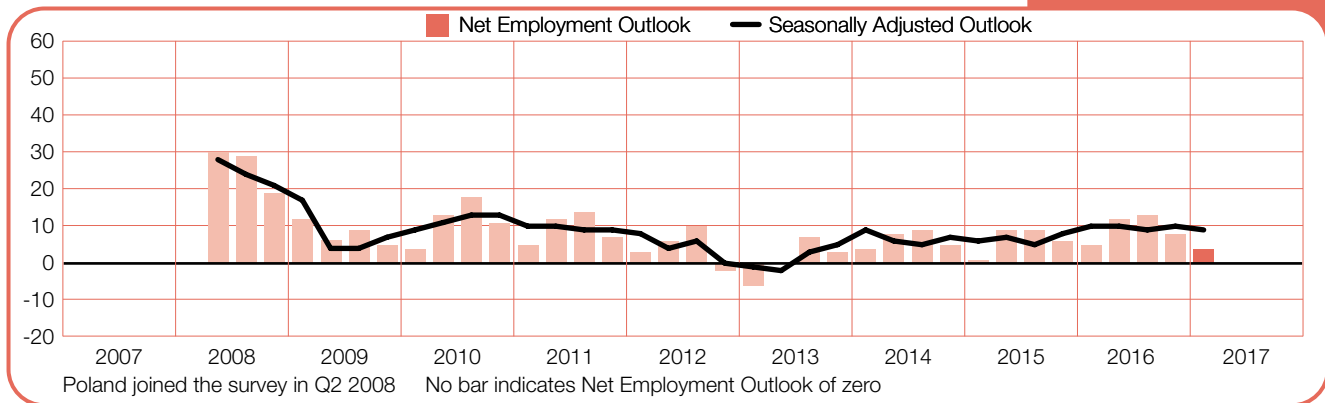
Norway

+3 (+3)%



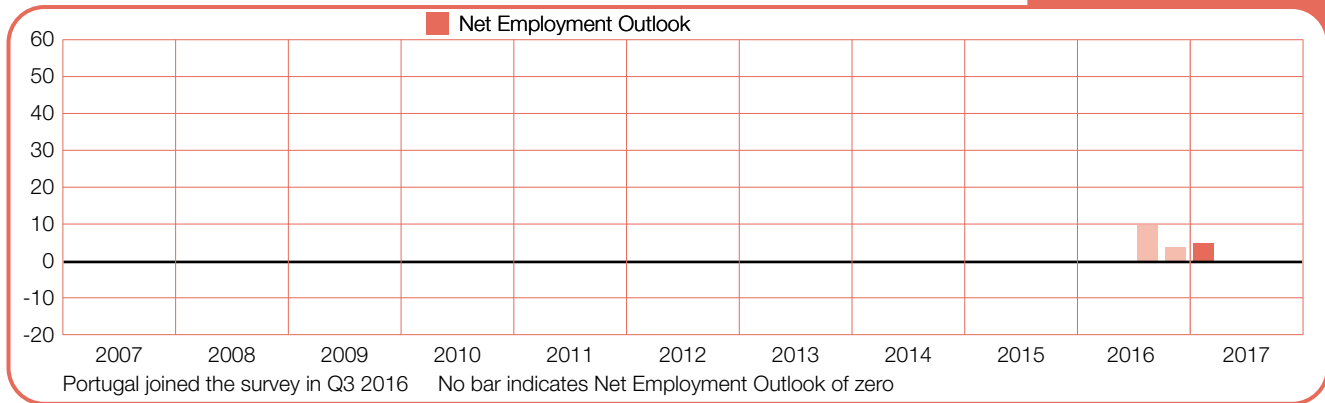
Poland

+4 (+9)%



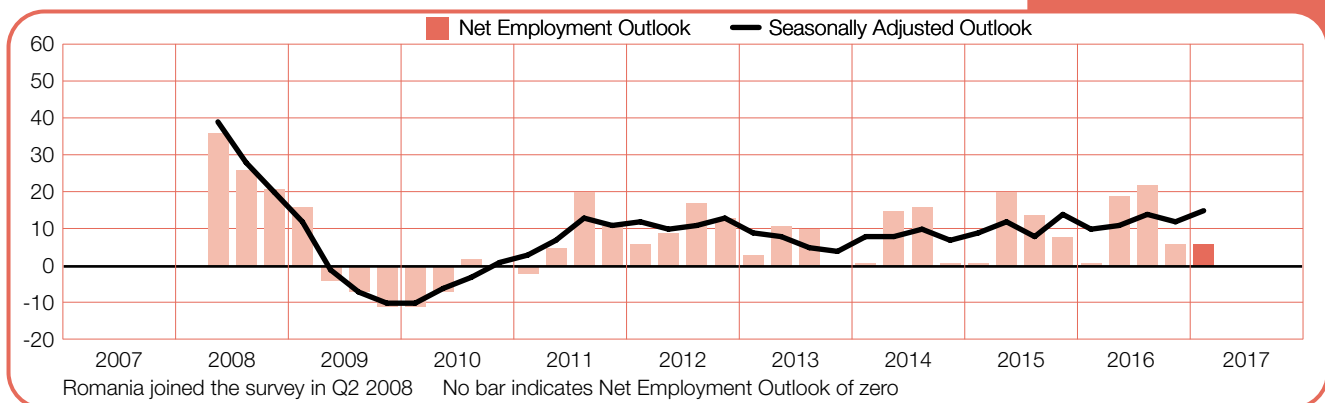
Portugal

+5%



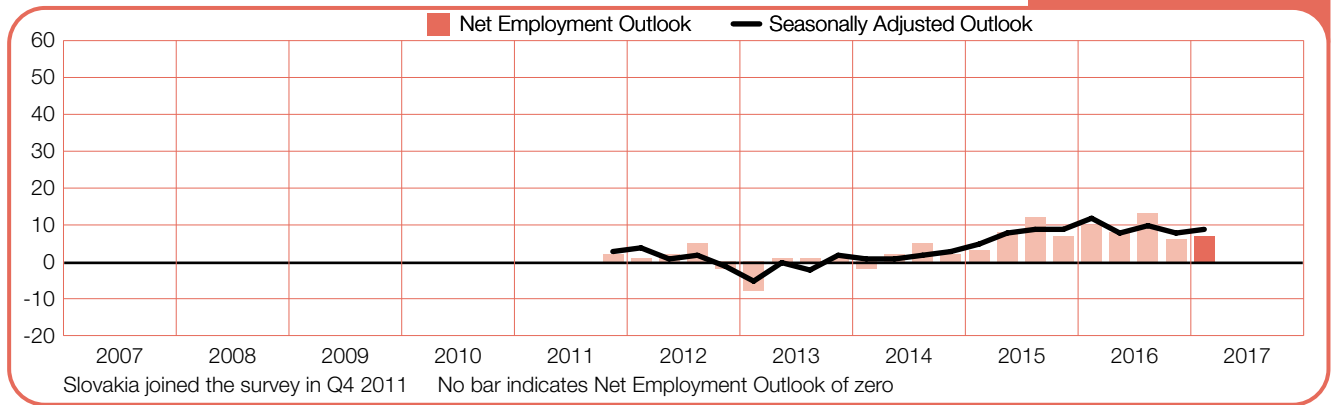
Romania

+6 (+15)%



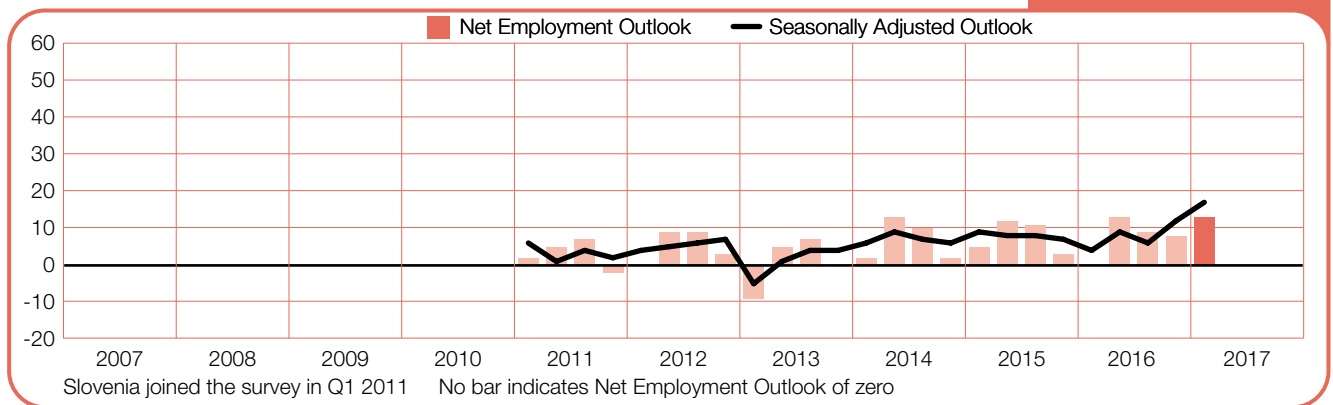
Slovakia

+7 (+9)%



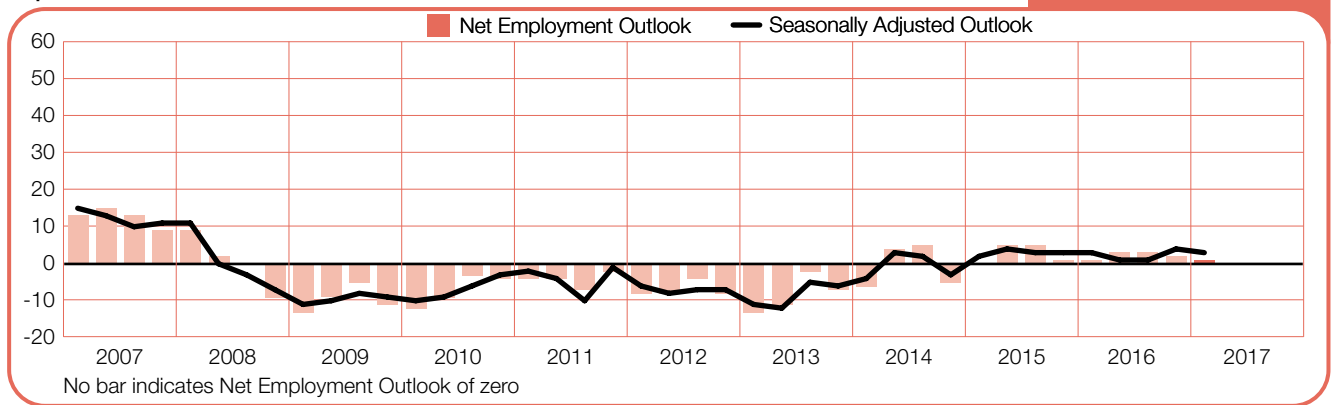
Slovenia

+13 (+17)%



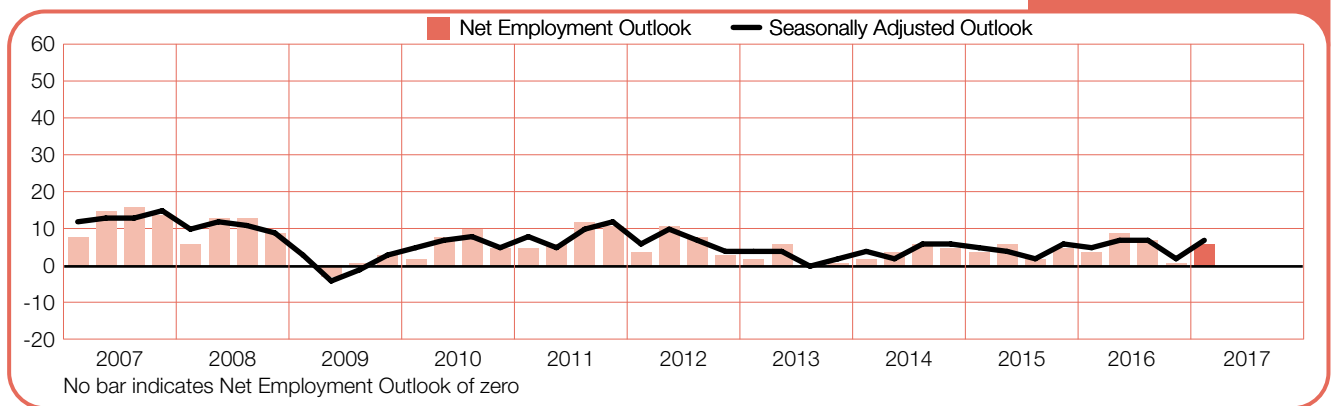
Spain

+1 (+3)%



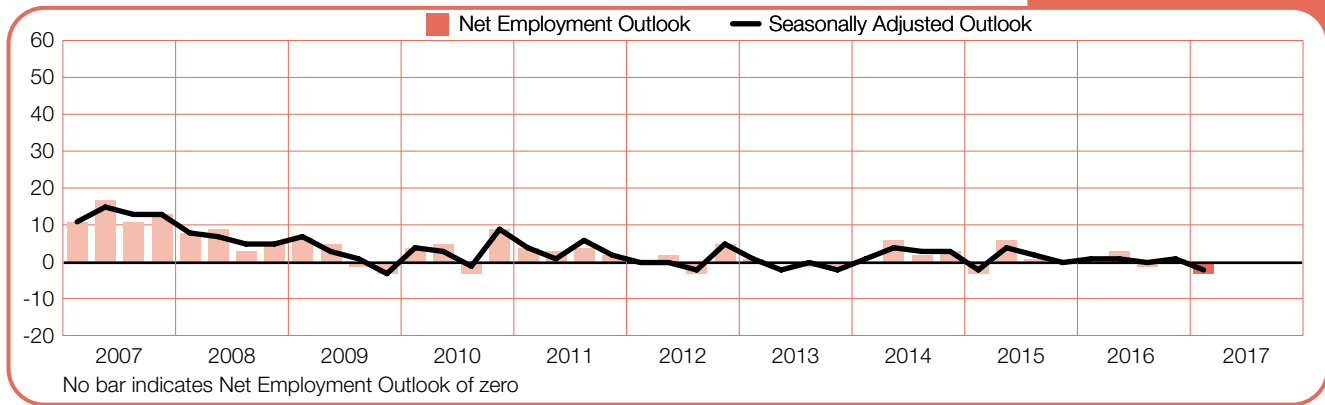
Sweden

+6 (+7)%



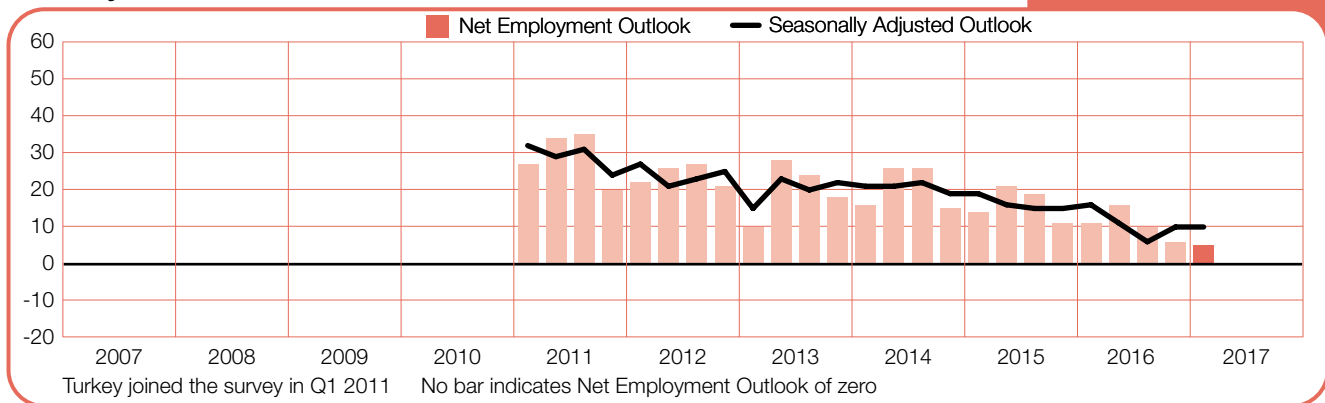
Switzerland

-3 (-2)%



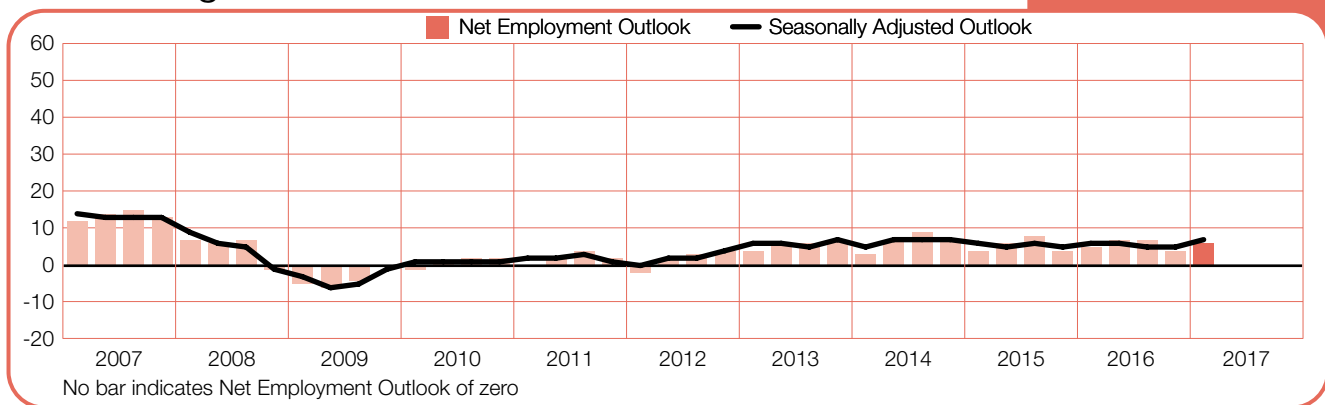
Turkey

+5 (+10)%



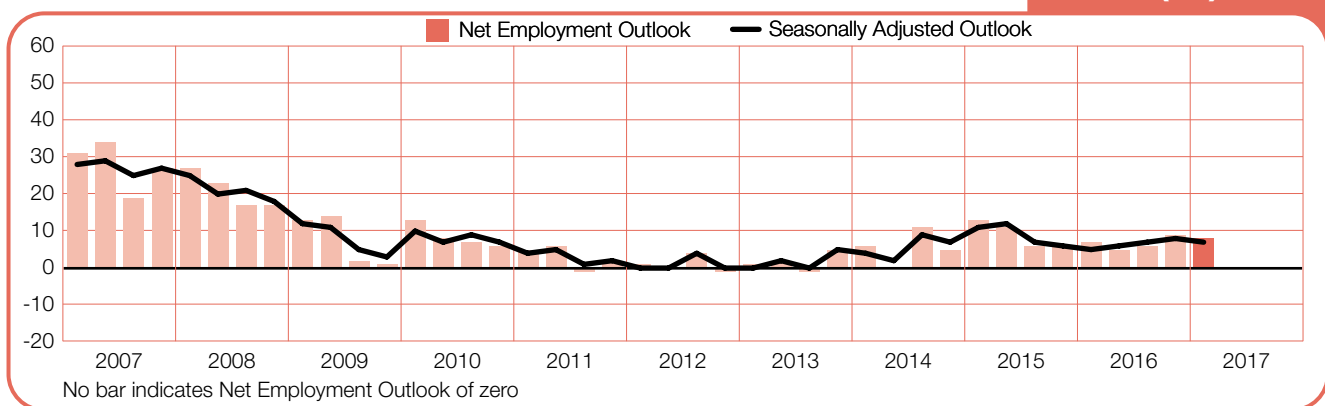
United Kingdom

+6 (+7)%



South Africa

+8 (+7)%



About the ManpowerGroup Employment Outlook Survey

The ManpowerGroup Employment Outlook Survey is conducted quarterly to measure employers' intentions to increase or decrease the number of employees in their workforces during the next quarter. ManpowerGroup's comprehensive forecast of employer hiring plans has been running for more than 50 years and is one of the most trusted surveys of employment activity in the world. Various factors underpin the success of the ManpowerGroup Employment Outlook Survey:

Unique: It is unparalleled in its size, scope, longevity and area of focus.

Projective: The ManpowerGroup Employment Outlook Survey is the most extensive, forward-looking employment survey in the world, asking employers to forecast employment over the next quarter. In contrast, other surveys and studies focus on retrospective data to report on what occurred in the past.

Independent: The survey is conducted with a representative sample of employers from throughout the countries and territories in which it is conducted. The survey participants are not derived from ManpowerGroup's customer base.

Robust: The survey is based on interviews with nearly 59,000 public and private employers across 43 countries and territories to measure anticipated employment trends each quarter. This sample allows for analysis to be performed across specific sectors and regions to provide more detailed information.

Survey Question

For the 1Q 2017 research, all employers participating in the survey worldwide are asked the same question, "How do you anticipate total employment at your location to change in the three months to the end of March 2017 as compared to the current quarter?"

Methodology

The ManpowerGroup Employment Outlook Survey is conducted using a validated methodology, in accordance with the highest standards in market research. The survey has been structured to be representative of each national economy. The margin of error for all national, regional and global data is not greater than +/- 3.9%.

Net Employment Outlook

Throughout this report, we use the term "Net Employment Outlook." This figure is derived by taking the percentage of employers anticipating an increase in hiring activity and subtracting from this the percentage of employers expecting to see a decrease in employment at their location in the next quarter. The result of this calculation is the Net Employment Outlook. Net Employment Outlooks for countries and territories that have accumulated at least 17 quarters of data are reported in a seasonally adjusted format unless otherwise stated.

Seasonal Adjustment

Seasonal adjustments have been applied to the data for all participating countries except Portugal. ManpowerGroup intends to add seasonal adjustments to the Portuguese data in the future, as more historical data is compiled. Note that in Quarter 2 2008, ManpowerGroup adopted the TRAMO-SEATS method of seasonal adjustment for data.

About ManpowerGroup

ManpowerGroup® (NYSE: MAN) is the world's workforce expert, creating innovative workforce solutions for nearly 70 years. As workforce experts, we connect more than 600,000 people to meaningful work across a wide range of skills and industries every day. Through our ManpowerGroup family of brands – Manpower®, Experis®, Right Management® and ManpowerGroup® Solutions – we help more than 400,000 clients in 80 countries and territories address their critical talent needs, providing comprehensive solutions to resource, manage and develop talent. In 2016, ManpowerGroup was named one of the World's Most Ethical Companies for the sixth consecutive year and one of Fortune's Most Admired Companies, confirming our position as the most trusted and admired brand in the industry. See how ManpowerGroup makes powering the world of work humanly possible: www.manpowergroup.com.

About ManpowerGroup Taiwan

ManpowerGroup Taiwan established in 1997 headquartered in Taipei. With nearly 20 years of local experience, we provide people and services that raise the quality, productivity and efficiency of their total workforce, including recruitment and assessment, training and development, workforce consulting, outsourcing and career management.