

UNDER STRICT EMBARGO:

NOT FOR PUBLICATION BEFORE TUESDAY 11 JUNE 2019 (NZDT 00.01 GMT)

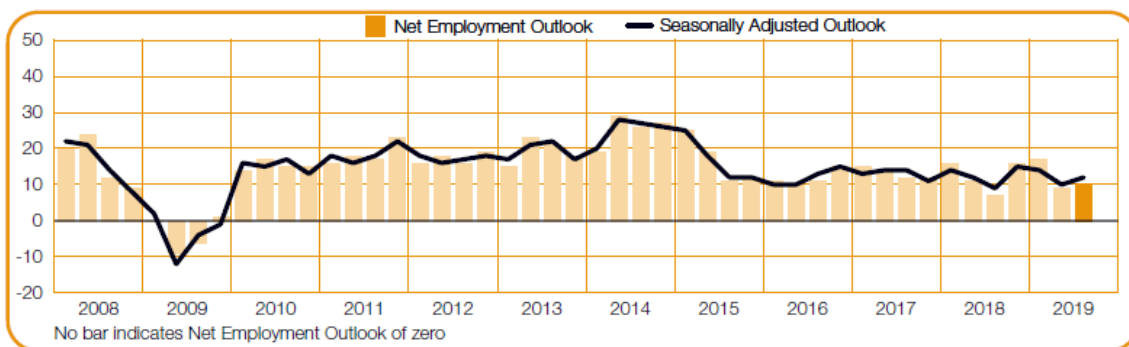
New Zealand hiring intentions strengthen in all three regions

Manpower Employment Outlook Survey Q3 2019

New Zealand (11 June 2019) – According to the latest Manpower Employment Outlook Survey released today, hiring sentiment across New Zealand remains positive driven by improved hiring intentions among larger organisations and anticipated job gains across all regions.

These are the key findings from the survey for the upcoming quarter, which reports a national Net Employment Outlook (NEO)¹ of +12% for New Zealand. This signals that more employers expect to increase staffing levels than not heading into the third quarter of 2019. The survey collects data from over 59,000 employers in 44 countries, including New Zealand.

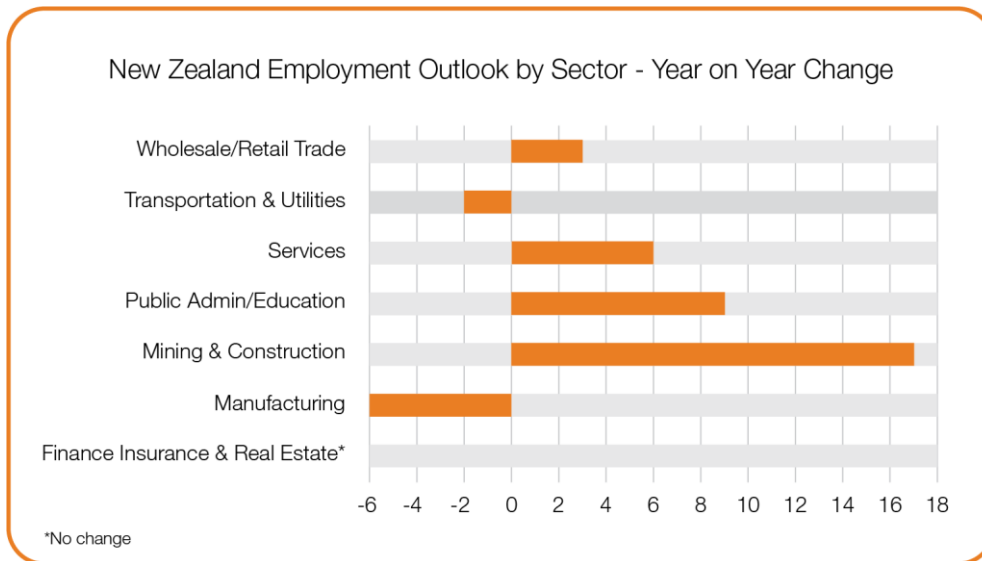
Net Employment Outlook (New Zealand)



The latest data reveals differences in hiring expectations across sectors, with Mining & Construction employers reporting the strongest increase (+19%) an increase of 17 percentage points compared to same time the year before. Public Administration and Education recorded in increase of nine percentage points in hiring intentions over the same period. However, there has been a notable decline in hiring sentiment in the Manufacturing sector, down 6 percentage points when compared to this same time last year.

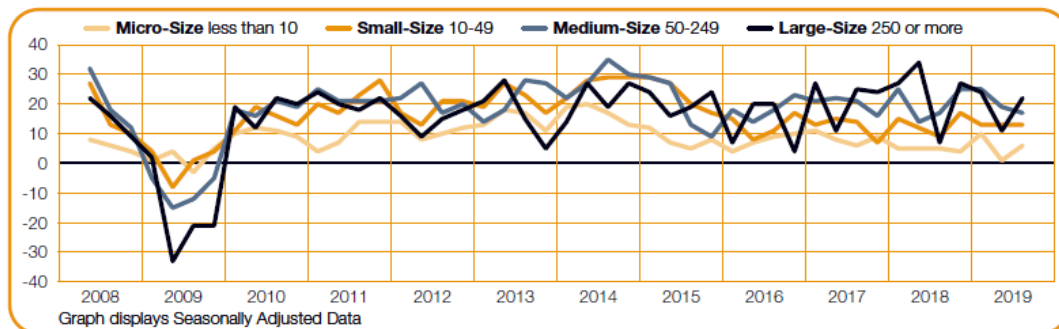
¹ The Net Employment Outlook is calculated by subtracting the percentage of employers anticipating a decrease in hiring activity from the percentage of employers anticipating an increase in employment. Seasonal adjustment is then applied to the data.

Net Employment Outlook - Sector comparison (YOY - Q318 to Q319)



ManpowerGroup Australia & New Zealand Managing Director Richard Fischer said, “The latest data reveals a positive employment outlook for New Zealand driven by renewed employment optimism among New Zealand’s largest firms. Large organisations reported an increase of 15 percentage points when compared with this time one year ago and +11 percentage points compared to the previous quarter.

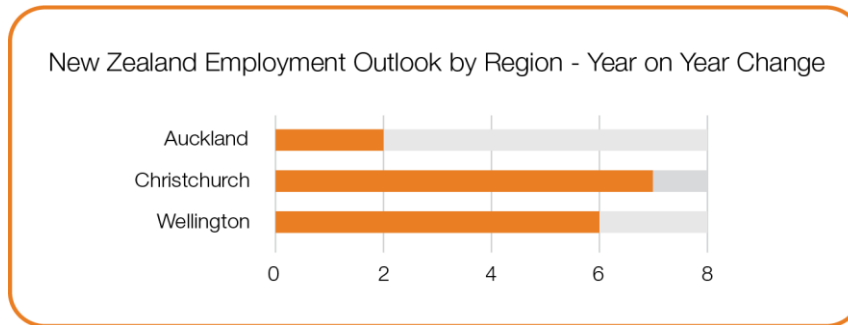
Net Employment Outlook (Organisation size)



Regional analysis reveals that employers anticipate favourable hiring prospects in all three regions when compared with this time one year ago. Christchurch employers report the greatest increase of 7 percentage points while outlooks improved in Wellington and Auckland, up 6 and 2 percentage points respectively.

¹ The Net Employment Outlook is calculated by subtracting the percentage of employers anticipating a decrease in hiring activity from the percentage of employers anticipating an increase in employment. Seasonal adjustment is then applied to the data.

Net Employment Outlook - Regional comparison (YOY - Q318 to Q319)



Across the Asia-Pacific region, the strongest Outlooks are reported in Japan (+25%), Taiwan (+22%), Hong Kong (+16%), and Australia (+14%).

For further information, please contact:

Sharon Barrera

Tel: +61 2 9263 8585

marketing@au.manpowergroup.com

About ManpowerGroup

ManpowerGroup® (NYSE: MAN), the leading global workforce solutions company, helps organizations transform in a fast-changing world of work by sourcing, assessing, developing and managing the talent that enables them to win. We develop innovative solutions for hundreds of thousands of organizations every year, providing them with skilled talent while finding meaningful, sustainable employment for millions of people across a wide range of industries and skills. Our expert family of brands – Manpower®, Experis®, Right Management® and ManpowerGroup® Solutions – creates substantially more value for candidates and clients across 80 countries and territories and has done so for over 70 years. In 2019, ManpowerGroup was named one of the World's Most Ethical Companies for the tenth year and one of Fortune's Most Admired Companies for the seventeenth year, confirming our position as the most trusted and admired brand in the industry. See how ManpowerGroup is powering the future of work: www.manpowergroup.com.au

¹ The Net Employment Outlook is calculated by subtracting the percentage of employers anticipating a decrease in hiring activity from the percentage of employers anticipating an increase in employment. Seasonal adjustment is then applied to the data.